

SHARJAH INSURANCE COMPANY P.S.C.

**Financial statements and
independent auditor's report
for the year ended 31 December 2017**

SHARJAH INSURANCE COMPANY P.S.C.

Contents	Pages
Board of Directors' report	
Independent auditor's report	1 - 6
Statement of financial position	7
Statement of income	8
Statement of comprehensive income	9
Statement of changes in equity	10
Statement of cash flows	11 - 12
Notes to the financial statements	13 - 56

DIRECTORS' REPORT

On behalf of the Directors, I am pleased to present the audited financial statements of Sharjah insurance Company P.S.C. for the year ended 31 December 2017.

Financial results

Sharjah insurance Company P.S.C. has reported profit of AED 22.4 million for the year ended 31 December 2017 compared to a profit of AED 19.3 million for the previous year. Net underwriting profit for the year is AED 11.7 million compared to a net loss of AED 1.8 million in the previous year.

Auditors

Messrs Deloitte & Touche (M.E.) were the auditors of the Company for the year ended 31 December 2017, and Management proposes their re-appointment for the year ending 31 December 2018.

Directors.

The directors and management who served during the year are:

H.E. Sheikh Mohamed Bin Saoud Al Qasmi	Chairman
H.E. Sheikh Nasser Rashid Al Moalla	Vice Chairman


Management.

Mr. Ayman Khamis	General Manager
------------------	-----------------

Outlook for 2018

Competition in the insurance business is keen, but the Company counts on its long-term partnerships with key customers to maintain a reasonable workload.

On behalf of the Directors:


Chairman



INDEPENDENT AUDITOR'S REPORT

**The Shareholders of
Sharjah Insurance Company P.S.C.
Sharjah, United Arab Emirates**

Report on the audit of the financial statements

Opinion

We have audited the financial statements of **Sharjah Insurance Company P.S.C. (the "Company")**, **Sharjah, United Arab Emirates** which comprise the statement of financial position as at 31 December 2017, and the statement of income, statement of comprehensive income, statement of changes in equity and statement of cash flows for the year then ended, and a summary of significant accounting policies and other explanatory information.

In our opinion, the accompanying financial statements present fairly, in all material respects, the financial position of **Sharjah Insurance Company P.S.C., Sharjah, United Arab Emirates**, as at 31 December 2017, and its financial performance and its cash flows for the year then ended in accordance with International Financial Reporting Standards ("IFRSs").

Basis for opinion

We conducted our audit in accordance with International Standards on Auditing (ISAs). Our responsibilities under those standards are further described in the Auditor's Responsibilities for the Audit of the Financial Statements section of our report. We are independent of the Company in accordance with the International Ethics Standards Board for Accountants' Code of Ethics for Professional Accountants (IESBA Code) together with the other ethical requirements that are relevant to our audit of Company's financial statements in United Arab Emirates, and we have fulfilled our other ethical responsibilities. We believe that the audit evidence we have obtained is sufficient and appropriate to provide a basis for our opinion.

Key audit matters

Key audit matters are those matters that, in our professional judgment, were of most significance in our audit of the financial statements of the current year. These matters were addressed in the context of our audit of the financial statements as a whole, and in forming our opinion thereon, and we do not provide a separate opinion on these matters.

**INDEPENDENT AUDITOR’S REPORT
TO THE SHAREHOLDERS OF SHARJAH INSURANCE COMPANY P.S.C. (continued)**

Key audit matters (continued)

Key audit matter	How our audit addressed the key audit matter
<p><i>Valuation of insurance contract liabilities and reinsurance contract assets</i></p> <p>As at 31 December 2017, insurance contract liabilities and reinsurance contract assets amounted to AED 98.69 million and AED 62.3 million respectively, as detailed in note 10 to these financial statements.</p> <p>As set out in notes 3 and 4, valuation of these liabilities requires professional judgment and also involve number of assumptions made by management. Reinsurance contract assets includes amounts that the Company is entitled to receive under the reinsurance contracts and, more specifically, the share of the reinsurer in the insurance contract liabilities recorded by the Company.</p> <p>This is particularly the case for those liabilities that are based on the best-estimate of technical reserves that includes ultimate cost of all claims incurred but not settled at a given date, whether reported or not, together with the related claims handling costs and related technical reserves. A range of methods are used by management and the independent external actuary to determine these provisions. Underlying these methods are a number of explicit or implicit assumptions relating to the expected settlement amount and settlement patterns of claims. Changes in these assumptions can result in material impacts to the valuation of these liabilities.</p> <p>As a result of all the above factors, we consider the valuation of insurance contract liabilities and reinsurance contract assets as key audit matter.</p>	<p>Our audit procedures included:</p> <ul style="list-style-type: none"> • Testing the underlying Company data to source documentation. • Evaluating and testing the claims handling and case reserve setting processes of the Company including allocation of reinsurance portion of the claims. • Evaluating and testing the integrity of the data used in the actuarial reserving process. • Checking samples of claims case reserves through comparing the estimated amount of the case reserve to appropriate documentation, such as reports from loss adjusters, confirmations obtained from lawyers’, reinsurance contracts etc. • Re-performing reconciliations between the claims data recorded in the Company’s systems and the data used in the actuarial reserving calculations. • Checking samples of unearned premium with appropriate documentation. <p>In addition, with the assistance of our actuarial specialists, we:</p> <ul style="list-style-type: none"> • performed necessary reviews to ascertain whether the results are appropriate for financial disclosure. • reviewed the actuarial report compiled by the independent external actuaries of the Company and calculations underlying these provisions, particularly the following areas; <ul style="list-style-type: none"> • Appropriateness of the calculation methods and approach (actuarial best practice) • Review of assumptions • Sensitivities to key assumptions • Risk profiles • Consistency between valuation periods • General application of financial and mathematical rules

**INDEPENDENT AUDITOR’S REPORT
TO THE SHAREHOLDERS OF SHARJAH INSURANCE COMPANY P.S.C. (continued)**

Key audit matters (continued)

Key audit matter	How our audit addressed the key audit matter
<p><i>Valuation of investment properties</i></p> <p>Under fair value model, investment properties is remeasured at fair value, which is the amount for which the properties could be exchanged between knowledgeable, willing parties in an arm's length transaction. Gains or losses arising from changes in the fair value of investment properties are included in net profit or loss for the year in which they arise.</p> <p>The valuation of investment properties, as detailed in Note 7, requires significant judgement and estimates by management and the independent external valuers. The existence of significant estimation and judgement, coupled with change in valuation assumption used could result in material misstatement.</p> <p>We consider the valuation of investment properties a key audit matter, given the significant assumptions and judgements involved.</p>	<p>The Company has involved independent external valuer in order to value the investment properties for the purpose of determining the fair value for inclusion in the financial statements.</p> <p>As part of our audit procedures, we assessed the competence, capabilities, objectivity and verified the qualifications of the independent external valuer.</p> <p>In addition to above, we made use of our internal experts to review the reasonableness of the valuation:-</p> <ul style="list-style-type: none"> • Methodologies used and the appropriateness of the key assumptions, and • Accuracy and relevance of the input data used for deriving fair values.

Other information

Management is responsible for the other information. The other information comprises the annual report of the Company. We obtained the Directors’ report, prior to the date of this auditor’s report and the remaining information of the annual report expected to be made available to us after that date. The other information does not include the financial statements and our auditor’s report thereon.

Our opinion on the financial statements does not cover the other information and we do not express any form of assurance or conclusion thereon.

In connection with our audit of the financial statements, our responsibility is to read the other information and, in doing so, consider whether the other information is materially inconsistent with the financial statements or our knowledge obtained in the audit, or otherwise appears to be materially misstated.

If, based on the work we have performed on the other information that we obtained prior to the date of this auditor’s report, we conclude that there is a material misstatement of this other information, we are required to report that fact. We have nothing to report in this regard.

When we read the remaining information of the annual report of the Company, if we conclude that there is a material misstatement therein, we are required to communicate the matter to those charged with governance.

**INDEPENDENT AUDITOR'S REPORT
TO THE SHAREHOLDERS OF SHARJAH INSURANCE COMPANY P.S.C. (continued)**

Responsibilities of the Management and Those Charged with Governance for the Financial Statements

Management is responsible for the preparation and fair presentation of these financial statements in accordance with International Financial Reporting Standards and their preparation in compliance with the applicable provisions of the UAE Federal Law No. (2) of 2015 and UAE Federal Law No. 6 of 2007, and for such internal control as management determines is necessary to enable the preparation of financial statements that are free from material misstatement, whether due to fraud or error.

In preparing the financial statements, management is responsible for assessing the Company's ability to continue as a going concern, disclosing, as applicable, matters related to going concern and using the going concern basis of accounting unless management either intends to liquidate the Company or to cease operations, or has no realistic alternative but to do so.

Those charged with governance are responsible for overseeing the Company's financial reporting process.

Auditor's Responsibilities for the Audit of the Financial Statements

Our objectives are to obtain reasonable assurance about whether the financial statements as a whole are free from material misstatement, whether due to fraud or error, and to issue an auditor's report that includes our opinion. Reasonable assurance is a high level of assurance, but is not a guarantee that an audit conducted in accordance with ISAs will always detect a material misstatement when it exists. Misstatements can arise from fraud or error and are considered material if, individually or in the aggregate, they could reasonably be expected to influence the economic decisions of users taken on the basis of these financial statements.

As part of an audit in accordance with ISAs, we exercise professional judgment and maintain professional skepticism throughout the audit. We also:

- Identify and assess the risks of material misstatement of the financial statements, whether due to fraud or error, design and perform audit procedures responsive to those risk, and obtain audit evidence that is sufficient and appropriate to provide a basis for our opinion. The risk of not detecting a material misstatement resulting from fraud is higher than for one resulting from error, as fraud may involve collusion, forgery, intentional omission, misrepresentations, or the override of internal control.
- Obtain an understanding of internal control relevant to the audit in order to design audit procedures that are appropriate in the circumstances, but not for the purpose of expressing an opinion on the effectiveness of the internal control.
- Evaluate the appropriateness of accounting policies used and the reasonableness of accounting estimates and related disclosures made by management.
- Conclude on the appropriateness of management use of the going concern basis of accounting and based on the audit evidence obtained, whether a material uncertainty exists related to events or conditions that may cast significant doubt on the Company's ability to continue as a going concern. If we conclude that a material uncertainty exists, we are required to draw attention in our auditor's report to the related disclosures in the financial statements or, if such disclosure are inadequate, to modify our opinion. Our conclusions are based on the audit evidence obtained up to the date of our auditor's report. However, future events or conditions may cause the Company to cease to continue as a going concern.

**INDEPENDENT AUDITOR'S REPORT
TO THE SHAREHOLDERS OF SHARJAH INSURANCE COMPANY P.S.C. (continued)**

Auditor's Responsibilities for the Audit of the Financial Statements (continued)

- Evaluate the overall presentation, structure and content of the financial statements, including the disclosures, and whether the financial statements represents the underlying transactions and events in a manner that achieves fair presentation.

We communicate with those charged with governance regarding, among other matters, the planned scope and timing of the audit and significant audit findings, including any significant deficiencies in internal control that we identify during our audit.

We also provide those charged with governance with a statement that we have complied with relevant ethical requirements regarding independence, and to communicate with them all relationships and other matters that may reasonably be thought to bear on our independence, and where applicable, related safeguards.

From the matters communicated with those charged with governance, we determine those matters that were of most significance in the audit of the financial statements of the current period and are therefore the key audit matters. We describe these matters in our auditor's report unless law and regulations preclude public disclosure about the matter or when, in extremely rare circumstances, we determine that a matter should not be communicated in our report because the adverse consequences of doing so would reasonably be expected to outweigh the public interest benefits of such communication.

Report on other Legal and Regulatory Requirements

Further, as required by the UAE Federal Law No. (2) of 2015, we report that:

- i) we have obtained all the information we considered necessary for the purposes of our audit;
- ii) the financial statements have been prepared and comply, in all material respects, with the applicable provisions of the UAE Federal Law No. (2) of 2015;
- iii) the Company has maintained proper books of account;
- iv) the financial information included in the Directors' report is consistent with the books of account of the Company;
- v) as disclosed in Note 8 to the financial statements, the Company has investment in securities as at 31 December 2017;
- vi) Note 23 to the financial statements discloses material related party transactions and balances, and the terms under which they were conducted; and
- vii) based on the information that has been made available to us nothing has come to our attention which causes us to believe that the Company has, during the financial year ended 31 December 2017, contravened any of the applicable provisions of the UAE Federal Law No. (2) of 2015, or its Articles of Association, which would materially affect its activities or its financial position as at 31 December 2017.

**INDEPENDENT AUDITOR'S REPORT
TO THE SHAREHOLDERS OF SHARJAH INSURANCE COMPANY P.S.C. (continued)**

Report on other Legal and Regulatory Requirements (continued)

Further, as required by the U.A.E. Federal Law No. 6 of 2007 and the related Financial Regulations for Insurance Companies, we report that we have obtained all the information and explanations we considered necessary for the purpose of our audit. The Company is in the process of complying with the requirements of the Financial Regulations for Insurance Companies issued by the Insurance Authority pertaining to Article (8) of Section (2) and Article (3) of Section (1), relating to maintenance of solvency margin; and asset distribution and allocation limits respectively.


Deloitte & Touche (M.E.)




Signed by:
Samir Madbak
Registration No. 386
5 March 2018
Sharjah, United Arab Emirates

Statement of financial position
At 31 December 2017

	Notes	2017 AED	2016 AED
ASSETS			
Non-current assets			
Property and equipment	5	1,133,560	742,371
Intangible assets	6	438,145	-
Investment properties	7	55,984,500	55,730,000
Investments designated at fair value through other comprehensive income (FVTOCI)	8.1	136,675,278	141,650,335
Statutory deposit	9	5,000,000	2,500,000
Total non-current assets		199,231,483	200,622,706
Current assets			
Reinsurance contract assets	10	62,297,840	65,026,316
Insurance and other receivables	11	53,710,147	63,194,996
Investments at fair value through profit or loss (FVTPL)	8.2	32,684,234	38,766,369
Deposits with banks	12	26,500,000	2,500,000
Bank balances and cash	12	3,656,129	2,432,627
Total current assets		178,848,350	171,920,308
Total assets		378,079,833	372,543,014
EQUITY AND LIABILITIES			
Capital and reserves			
Share capital	13	137,500,000	137,500,000
Statutory reserve	14.1	44,699,404	42,455,173
Voluntary reserve	14.2	30,000,000	30,000,000
Cumulative change in fair value of financial investments designated at FVTOCI		(114,469,507)	(120,218,704)
Retained earnings		123,471,492	113,968,124
Total equity		221,201,389	203,704,593
Non-current liabilities			
Provision for employees' end of service indemnity	15	1,487,478	1,545,624
Current liabilities			
Insurance contract liabilities	10	98,686,870	118,357,433
Insurance and other payables	16	33,903,706	44,216,903
Bank overdrafts	17	22,800,390	4,718,461
Total current liabilities		155,390,966	167,292,797
Total liabilities		156,878,444	168,838,421
Total equity and liabilities		378,079,833	372,543,014


 for Chairman


 Vice Chairman


 General Manager

The accompanying notes form an integral part of these financial statements.

Statement of income
For the year ended 31 December 2017

	Notes	2017 AED	2016 AED
Insurance premium revenue	18	63,236,572	68,465,219
Insurance premium ceded to reinsurers	18	(31,927,065)	(32,756,216)
Net insurance premium revenue	18	31,309,507	35,709,003
Gross claims incurred	10	(29,012,076)	(69,551,924)
Reinsurance share of claims incurred	10	12,328,095	35,795,108
Net claims incurred	10	(16,683,981)	(33,756,816)
Commission income		7,678,704	6,234,591
Less: commission incurred		(1,544,323)	(2,650,639)
Other income relating to underwriting activities		3,142,783	3,931,501
Net commission and other income		9,277,164	7,515,453
Underwriting profit		23,902,690	9,467,640
General and administrative expenses relating to underwriting activities		(12,215,574)	(11,258,527)
Net underwriting profit/(loss)		11,687,116	(1,790,887)
Investment and other income	19	12,854,305	13,416,815
Change in fair value of investment properties	7	254,500	19,776,910
Liabilities no longer required written back		-	4,179,965
Finance costs		(245,156)	(94,403)
Unallocated general and administrative expenses		(2,108,454)	(1,980,093)
Allowance for doubtful debts	11	-	(14,200,000)
Profit for the year	20	22,442,311	19,308,307
Earnings per share	21	0.16	0.14

The accompanying notes form an integral part of these financial statements.

**Statement of comprehensive income
For the year ended 31 December 2017**

	2017 AED	2016 AED
Profit for the year	22,442,311	19,308,307
Other comprehensive income/(loss)		
<i>Items that will not be reclassified subsequently to profit or loss</i>		
Net fair value loss on investments designated at FVTOCI	(557,729)	(55,854,498)
Gain on sale of investments designated at FVTOCI	5,737,214	178,440
Total other comprehensive income/(loss) for the year	5,179,485	(55,676,058)
Total comprehensive income/(loss) for the year	27,621,796	(36,367,751)

The accompanying notes form an integral part of these financial statements.

SHARJAH INSURANCE COMPANY P.S.C.

Statement of changes in equity
For the year ended 31 December 2017

	Share capital AED	Statutory reserve AED	Voluntary reserve AED	Cumulative change in fair value of financial investments designated at FVTOCI AED	Retained earnings AED	Total AED
Balance at 31 December 2015	137,500,000	40,524,342	30,000,000	(67,256,177)	106,180,129	246,948,294
Profit for the year	-	-	-	-	19,308,307	19,308,307
Other comprehensive gain/(loss) for the year	-	-	-	(55,854,498)	178,440	(55,676,058)
Total comprehensive gain/(loss) for the year	-	-	-	(55,854,498)	19,486,747	(36,367,751)
Transfer to retained earnings on disposal of investments designated at FVTOCI	-	-	-	2,891,971	(2,891,971)	-
Transfer to statutory reserve	-	1,930,831	-	-	(1,930,831)	-
Dividend (Note 29)	-	-	-	-	(6,875,950)	(6,875,950)
Balance at 31 December 2016	137,500,000	42,455,173	30,000,000	(120,218,704)	113,968,124	203,704,593
Profit for the year	-	-	-	-	22,442,311	22,442,311
Other comprehensive gain/(loss) for the year	-	-	-	(557,729)	5,737,214	5,179,485
Total comprehensive gain/(loss) for the year	-	-	-	(557,729)	28,179,525	27,621,796
Transfer to retained earnings on disposal of investments designated at FVTOCI	-	-	-	6,306,926	(6,306,926)	-
Transfer to statutory reserve	-	2,244,231	-	-	(2,244,231)	-
Board of Directors' remuneration (Note 29)	-	-	-	-	(500,000)	(500,000)
Dividend (Note 29)	-	-	-	-	(9,625,000)	(9,625,000)
Balance at 31 December 2017	137,500,000	44,699,404	30,000,000	(114,469,507)	123,471,492	221,201,389

The accompanying notes form an integral part of these financial statements.

Statement of cash flows
For the year ended 31 December 2017

	2017 AED	2016 AED
Cash flows from operating activities		
Profit for the year	22,442,311	19,308,307
Adjustments for:		
Depreciation of property and equipment	629,636	531,434
Amortization of intangible assets	93,615	-
Allowance for doubtful debts	-	14,200,000
Provision for employees' end of service indemnity	173,155	130,766
Liabilities no longer required written back	-	(4,179,965)
Fair value adjustments on investment properties	(254,500)	(19,776,910)
Investment income	(12,431,952)	(13,567,148)
Gain on disposal of property and equipment	-	(25,349)
Finance costs	245,156	94,403
Operating cash flows before changes in operating assets and liabilities	10,897,421	(3,284,462)
Decrease/(increase) in reinsurance contract assets	2,728,476	(24,186,379)
(Decrease)/increase in insurance contract liabilities	(19,670,563)	25,380,964
Decrease/(increase) in insurance and other receivables	9,484,849	(20,770,937)
Decrease in insurance and other payables	(10,313,197)	(4,725,230)
Cash used in operations	(6,873,014)	(27,586,044)
Employees' end of service indemnity paid	(231,301)	(1,042,506)
Interest paid	(245,156)	(94,403)
Net cash used in operating activities	(7,349,471)	(28,722,953)
Cash flows from investing activities		
Purchase of property and equipment	(1,020,825)	(337,415)
Purchase of intangible assets	(531,760)	-
Purchase of investments designated at FVTOCI	(21,722,595)	(25,559,043)
Proceeds from disposal of investments designated at FVTOCI	31,877,137	39,492,928
Proceeds from disposal of investments at FVTPL	6,316,171	3,420,069
Proceeds from disposal of property and equipment	-	25,350
Increase in statutory deposit	(2,500,000)	-
Increase in fixed deposits with bank	(24,000,000)	-
Interest received	457,249	87,046
Dividend received	6,778,997	8,590,832
Other investment income	1,961,611	-
Income from investment properties - net	3,000,059	2,828,920
Net cash generated from investing activities	616,044	28,548,687

The accompanying notes form an integral part of these financial statements.

Statement of cash flows
For the year ended 31 December 2017 (continued)

	2017	2016
	AED	AED
Cash flows from financing activities		
Increase in bank overdrafts	18,081,929	4,718,461
Dividend paid	(9,625,000)	(6,870,678)
Directors' remuneration	(500,000)	-
	<hr/>	<hr/>
Net cash generated from/(used in) financing activities	7,956,929	(2,152,217)
	<hr/>	<hr/>
Net increase/(decrease) in cash and cash equivalents	1,223,502	(2,326,483)
Cash and cash equivalents at the beginning of the year	2,432,627	4,759,110
	<hr/>	<hr/>
Cash and cash equivalents at the end of the year (Note 22)	3,656,129	2,432,627
	<hr/> <hr/>	<hr/> <hr/>

The accompanying notes form an integral part of these financial statements.

Notes to the financial statements
For the year ended 31 December 2017

1. General information

Sharjah Insurance Company P.S.C. - Sharjah (the "Company") is incorporated as a public shareholding company by an Amiri Decree issued by His Highness, The Ruler of Sharjah on 8 March 1970. The Company is subject to the regulations of U.A.E. Federal Law No. 6 of 2007, on Establishment of Insurance Authority and Organization of its Operations and is registered in the Insurance Companies register of Insurance Authority of U.A.E. under registration No.12. The Company operates through its head office in Sharjah and has branches in Dubai and Ajman. The address of the Company's registered office is P.O. Box 792, Sharjah, United Arab Emirates.

The principal activity of the Company is dealing in all types of insurance including life assurance. The Company mainly carries out general insurance business.

2. Application of new and revised International Financial Reporting Standards (IFRS)

2.1 New and revised IFRS applied with no material effect on the financial statements

The following new and revised IFRS, which became effective for annual periods beginning on or after 1 January 2017, have been adopted in these financial statements. The application of these revised IFRSs has not had any material impact on the amounts reported for the current and prior years but may affect the accounting for future transactions or arrangements.

- Amendments to IAS 12 *Income Taxes* relating to the recognition of deferred tax assets for unrealised losses.
- Amendments to IAS 7 *Statement of Cash Flows* to provide disclosures that enable users of financial statements to evaluate changes in liabilities arising from financing activities.
- Annual Improvements to IFRS Standards 2014–2016 Cycle – Amendments to IFRS 12 *Disclosure of Interests in Other Entities*.

2.2 New and revised IFRS in issue but not yet effective

The Company has not yet applied the following new and revised IFRSs that have been issued but are not yet effective:

<u>New and revised IFRSs</u>	<u>Effective for annual periods beginning on or after</u>
Annual Improvements to IFRS Standards 2014 – 2016 Cycle amending IFRS 1 <i>First-time Adoption of International Financial Reporting Standards</i> and IAS 28 <i>Investments in Associates and Joint Ventures (2011)</i> .	1 January 2018
IFRIC 22 <i>Foreign Currency Transactions and Advance Consideration</i> The interpretation addresses foreign currency transactions or parts of transactions where:	1 January 2018
<ul style="list-style-type: none"> • there is consideration that is denominated or priced in a foreign currency; • the entity recognises a prepayment asset or a deferred income liability in respect of that consideration, in advance of the recognition of the related asset, expense or income; and • the prepayment asset or deferred income liability is non-monetary. 	

Notes to the financial statements

For the year ended 31 December 2017 (continued)

2 Application of new and revised International Financial Reporting Standards (IFRS) (continued)

2.2 New and revised IFRS in issue but not yet effective (continued)

New and revised IFRSsIFRIC 23 *Uncertainty over Income Tax Treatments***Effective for
annual periods
beginning on or after**

1 January 2019

The interpretation addresses the determination of taxable profit (tax loss), tax bases, unused tax losses, unused tax credits and tax rates, when there is uncertainty over income tax treatments under IAS 12. It specifically considers:

- Whether tax treatments should be considered collectively;
- Assumptions for taxation authorities' examinations;
- The determination of taxable profit (tax loss), tax bases, unused tax losses, unused tax credits and tax rates; and
- The effect of changes in facts and circumstances.

Amendments to IFRS 2 *Share-Based Payment* regarding classification and measurement of share based payment transactions.

1 January 2018

Amendments to IFRS 4 *Insurance Contracts*: Relating to the different effective dates of IFRS 9 *Financial Instruments* and the forthcoming new insurance contracts standard.

1 January 2018

Amendments to IAS 40 *Investment Property*: Amends paragraph 57 to state that an entity shall transfer a property to, or from, investment property when, and only when, there is evidence of a change in use. A change of use occurs if property meets, or ceases to meet, the definition of investment property. A change in management's intentions for the use of a property by itself does not constitute evidence of a change in use. The paragraph has been amended to state that the list of examples therein is non-exhaustive.

1 January 2018

Finalised version of IFRS 9 [IFRS 9 *Financial Instruments* (2014)] was issued in July 2014 incorporating requirements for classification and measurement, impairment, general hedge accounting and derecognition. This amends classification and measurement requirement of financial assets and introduces new expected loss impairment model.

1 January 2018

- **Impairment:** The 2014 version of IFRS 9 introduces an 'expected credit loss' model for the measurement of the impairment of financial assets, so it is no longer necessary for a credit event to have occurred before a credit loss is recognized.
- **Hedge accounting:** Introduces a new hedge accounting model that is designed to be more closely aligned with how entities undertake risk management activities when hedging financial and non-financial risk exposures.
- **Derecognition:** The requirements for the derecognition of financial assets and liabilities are carried forward from IAS 39.

Notes to the financial statements
For the year ended 31 December 2017 (continued)

2. Application of new and revised International Financial Reporting Standards (IFRS) (continued)

2.2 New and revised IFRS in issue but not yet effective (continued)

New and revised IFRSs

**Effective for
annual periods
beginning on or after**

Finalised version of IFRS 9 [IFRS 9 Financial Instruments (2014)]
(continued)

A new measurement category of fair value through other comprehensive income (FVTOCI) will apply for debt instruments held within a business model whose objective is achieved both by collecting contractual cash flows and selling financial assets.

A new impairment model based on expected credit losses will apply to debt instruments measured at amortised costs or FVTOCI, lease receivables, contract assets and certain written loan commitments and financial guarantee contract.

Amendments to IFRS 9 *Financial Instruments*: Relating to prepayment features with negative compensation. This amends the existing requirements in IFRS 9 regarding termination rights in order to allow measurement at amortised cost (or, depending on the business model, at fair value through other comprehensive income) even in the case of negative compensation payments.

1 January 2019

IFRS 7 *Financial Instruments: Disclosures* relating to the additional hedge accounting disclosures (and consequential amendments) resulting from the introduction of the hedge accounting chapter in IFRS 9.

When IFRS 9 is first applied

IFRS 15 *Revenue from Contracts with Customers*

1 January 2018

In May 2014, IFRS 15 was issued which established a single comprehensive model for entities to use in accounting for revenue arising from contracts with customers. IFRS 15 will supersede the current revenue recognition guidance including IAS 18 *Revenue*, IAS 11 *Construction Contracts* and the related interpretations when it becomes effective.

The core principle of IFRS 15 is that an entity should recognize revenue to depict the transfer of promised goods or services to customers in an amount that reflects the consideration to which the entity expects to be entitled in exchange for those goods or services. Specifically, the standard introduces a 5-step approach to revenue recognition:

- Step 1: Identify the contract(s) with a customer.
- Step 2: Identify the performance obligations in the contract.
- Step 3: Determine the transaction price.
- Step 4: Allocate the transaction price to the performance obligations in the contract.
- Step 5: Recognise revenue when (or as) the entity satisfies a performance obligation.

Notes to the financial statements
For the year ended 31 December 2017 (continued)

2. Application of new and revised International Financial Reporting Standards (IFRS) (continued)

2.2 New and revised IFRS in issue but not yet effective (continued)

<u>New and revised IFRSs</u>	<u>Effective for annual periods beginning on or after</u>
<i>IFRS 15 Revenue from Contracts with Customers (continued)</i>	
Under IFRS 15, an entity recognises when (or as) a performance obligation is satisfied, i.e. when 'control' of the goods or services underlying the particular performance obligation is transferred to the customer. Far more prescriptive guidance has been added in IFRS 15 to deal with specific scenarios. Furthermore, extensive disclosures are required by IFRS 15.	
Amendments to IFRS 15 <i>Revenue from Contracts with Customers</i> to clarify three aspects of the standard (identifying performance obligations, principal versus agent considerations, and licensing) and to provide some transition relief for modified contracts and completed contracts.	1 January 2018
Annual Improvements to IFRS Standards 2015–2017 Cycle amending IFRS 3 <i>Business Combinations</i> , IFRS 11 <i>Joint Arrangements</i> , IAS 12 <i>Income Taxes</i> and IAS 23 <i>Borrowing Costs</i> .	1 January 2019
<i>IFRS 16 Leases</i>	1 January 2019
IFRS 16 specifies how an IFRS reporter will recognise, measure, present and disclose leases. The standard provides a single lessee accounting model, requiring lessees to recognise assets and liabilities for all leases unless the lease term is 12 months or less or the underlying asset has a low value. Lessors continue to classify leases as operating or finance, with IFRS 16's approach to lessor accounting substantially unchanged from its predecessor, IAS 17.	
Amendments to IAS 28 <i>Investment in Associates and Joint Ventures</i> : Relating to long-term interests in associates and joint ventures. These amendments clarify that an entity applies IFRS 9 <i>Financial Instruments</i> to long-term interests in an associate or joint venture that form part of the net investment in the associate or joint venture but to which the equity method is not applied.	1 January 2019
<i>IFRS 17 Insurance Contracts</i>	1 January 2021
IFRS 17 requires insurance liabilities to be measured at a current fulfillment value and provides a more uniform measurement and presentation approach for all insurance contracts. These requirements are designed to achieve the goal of a consistent, principle-based accounting for insurance contracts. IFRS 17 supersedes IFRS 4 <i>Insurance Contracts</i> as of 1 January 2021.	

Notes to the financial statements**For the year ended 31 December 2017 (continued)****2. Application of new and revised International Financial Reporting Standards (IFRS) (continued)****2.2 New and revised IFRS in issue but not yet effective (continued)****New and revised IFRSs**

Amendments to IFRS 10 *Consolidated Financial Statements* and IAS 28 *Investments in Associates and Joint Ventures* (2011) relating to the treatment of the sale or contribution of assets from and investor to its associate or joint venture.

**Effective for
annual periods
beginning on or after**

Effective date deferred indefinitely. Adoption is still permitted.

Management anticipates that these new standards, interpretations and amendments will be adopted in the Company's financial statements for the period of initial application and adoption of these new standards, interpretations and amendments, except for IFRS 9 and IFRS 17, may have no material impact on the financial statements of the Company in the period of initial application.

Management anticipates that IFRS 17 will be adopted in the Company's financial statements for the annual period beginning 1 January 2021. The application of IFRS 17 may have significant impact on amounts reported and disclosures made in the Company's financial statements in respect of its insurance contracts. However, it is not practicable to provide a reasonable estimate of the effects of the application of this standard until the Company performs a detailed review.

The IASB issued the final version of IFRS 9 Financial Instruments in July 2014, which replaces IAS 39 Financial Instruments: Recognition and Measurement and all previous versions of IFRS 9. IFRS 9 brings together all three aspects of the accounting for financial instruments project: classification and measurement, impairment and hedge accounting. IFRS 9 is effective for annual periods beginning on or after 1 January 2018, with early application permitted. Except for hedge accounting, retrospective application is required but providing comparative information is not compulsory. For hedge accounting, the requirements are generally applied prospectively, with some limited exceptions.

The Company has in previous years adopted the first phase of the IFRS 9 with regards to classification and measurement of financial instruments and plans to adopt the final phase of IFRS 9 (impairment and hedge accounting) on the required effective date from 1 January 2018.

The application of IFRS 9 may have significant impact on amounts reported and disclosures made in the Company's financial statements in respect of the Company's financial assets and liabilities. However, it is not practicable to provide a reasonable estimate of effects of the application of this standard as the Company is in the process of performing a detailed review.

Disclosure

The new standard also introduces expanded disclosure requirements and changes in presentation. These are expected to change the nature and extent of the Company's disclosures about its financial instruments particularly in the year of the adoption of the new standard.

Notes to the financial statements
For the year ended 31 December 2017 (continued)

3. Significant accounting policies

The significant accounting policies applied in the preparation of these financial statements are summarised below. These policies have been consistently applied to each of the years presented.

3.1 Statement of compliance

The financial statements have been prepared in accordance with International Financial Reporting Standards (IFRS) and applicable requirements of United Arab Emirates (U.A.E.) Federal Law No. (2) of 2015 and United Arab Emirates (U.A.E.) Federal Law No. 6 of 2007 on Establishment of Insurance Authority and Organization of its Operations.

The Company is in the process of complying with the requirements of the Financial Regulations for Insurance Companies issued by the Insurance Authority especially pertaining to Article (8) of Section (2) and Article (3) of Section 1, relating to maintenance of solvency margin; and asset distribution and allocation of limits respectively.

3.2 Basis of preparation

The financial statements have been prepared on the historical cost basis except for investment properties and financial instruments that have been measured at revalued amounts, amortised cost or fair value as explained in the accounting policies below. Historical cost is generally based on the fair value of the consideration given in exchange for assets.

Fair value is the price that would be received to sell an asset or paid to transfer a liability in an orderly transaction between market participants at the measurement date, regardless of whether that price is directly observable or estimated using another valuation technique. In estimating the fair value of an asset or a liability, the Company takes into account the characteristics of the asset or liability if market participants would take those characteristics into account when pricing the asset or liability at the measurement date. Fair value for measurement and/or disclosure purposes in these financial statements is determined on such basis, except for share-based payment transactions that are within the scope of IFRS 2, leasing transactions that are within the scope of IAS 17, and measurements that have some similarities to fair value but are not fair value, such as net realizable value in IAS 2 or value in use in IAS 36.

In addition, for financial reporting purposes, fair value measurements are categorized into Level 1, 2 or 3 based on the degree to which the inputs to the fair value measurements are observable and the significance of the inputs to the fair value measurements in its entirety, which are described as follows:

- Level 1 inputs are quoted prices (unadjusted) in active markets for identical assets or liabilities that the entity can access at the measurement date;
- Level 2 inputs are inputs other than quoted prices included within Level 1, that are observable for the asset or liability, either directly or indirectly; and
- Level 3 inputs are unobservable inputs for the assets or liability.

The principal accounting policies are set out below.

Notes to the financial statements
For the year ended 31 December 2017 (continued)

3. Significant accounting policies (continued)

3.3 Insurance contracts

3.3.1 Definition, recognition and measurement

The Company issues contracts that transfer insurance risk. Insurance contracts are those contracts that transfer significant insurance risk.

Insurance contracts are classified into two main categories, depending on the duration of risk and whether or not the terms and conditions are fixed.

3.3.2 Short-term insurance contracts

These contracts are casualty, property and short-duration life insurance contracts.

Casualty insurance contracts protect the Company's customers against the risk of causing harm to third parties as a result of their legitimate activities. Damages covered include both contractual and non contractual events.

Property insurance contracts mainly compensate the Company's customers for damage suffered to their properties or for the value of property lost. Customers who undertake commercial activities on their premises could also receive compensation for the loss of earnings caused by the inability to use the insured properties in their business activities (business interruption cover).

Short-duration life insurance contracts protect the Company's customers from the consequences of events that would affect on the ability of the customer or customer's dependents to maintain their current level of income. Guaranteed benefits paid on occurrence of the specified insurance event are either fixed or linked to the extent of the economic loss suffered by the policyholder. There are no maturity or surrender benefits.

For all these insurance contracts, premiums are recognised as revenue (earned premiums) on time-proportion basis wherein revenue from an insurance contract is recognised over the effective period of the policy with the exception of marine, where the unearned premium reserve (UPR) is recognised as fixed proportion of the written premiums and for engineering where UPR is calculated on uniform risk basis. The portion of premium received on in-force contracts that relates to unexpired risks at the end of the reporting period is reported as the unearned premium liability.

Claims and loss adjustment expenses are charged to profit or loss as incurred based on the estimated liability for compensation owed to contract holders or third parties damaged by the contract holders. They include direct claims settlement costs and arise from events that have occurred up to the reporting date even if even they have not yet been reported to the Company. The Company does not discount its liabilities for unpaid claims. Liabilities for unpaid claims are estimated using the input of assessments for individual cases reported to the Company and statistical analyses for the claims incurred but not reported, and to estimate the expected ultimate cost of more complex claims that may be affected by external factors (such as court decisions).

Unallocated loss adjustment expense reserves correspond to the provision representing future claim expenses and related handling costs that are not case specific. It represents all other expenses and costs that are related to the adjudication of claims but cannot be assigned to a specific claim and is calculated based on recommendation of Company's external actuarial valuation report.

Notes to the financial statements
For the year ended 31 December 2017 (continued)

3. Significant accounting policies (continued)

3.3 Insurance contracts (continued)

3.3.3 Reinsurance contracts

Contracts entered into by the Company with reinsurers under which the Company is compensated for losses on one or more contracts issued by the Company and that meet the classification requirements for insurance contracts are classified as reinsurance contracts. Contracts that do not meet these classification requirements are classified as financial assets. Insurance contracts entered into by the Company under which the contract holder is another insurer are included with insurance contracts. The benefits to which the Company is entitled under its reinsurance contracts held are recognised as reinsurance contract assets. These assets consist of short-term balances due from reinsurers, as well as longer term receivables that are dependent on the expected claims and benefits arising under the related reinsured insurance contracts. Amounts recoverable from or due to reinsurers are measured consistently with the amounts associated with the reinsured insurance contracts and in accordance with the terms of each reinsurance contract. Reinsurance liabilities are primarily premiums payable for reinsurance contracts and are recognised as an expense when due. The Company assesses its reinsurance contract assets for impairment on a regular basis. If there is objective evidence that the reinsurance contract asset is impaired, the Company reduces the carrying amount of the reinsurance contract assets to its recoverable amount and recognises that impairment loss in the profit or loss. The Company gathers the objective evidence that a reinsurance asset is impaired using the same process adopted for financial assets held at amortised cost. The impairment loss is also calculated following the same method used for these financial assets.

3.3.4 Insurance contract liabilities

Insurance contract liabilities towards outstanding claims are made for all claims intimated to the Company and still unpaid at the end of the reporting period, in addition for claims incurred but not reported.

The reinsurers' portion of the above outstanding claims and unearned premium is classified as reinsurance contract assets in the financial statements.

3.3.5 Salvage and subrogation reimbursements

Estimates of salvage and subrogation reimbursements are considered as an allowance in the measurement of the insurance liability for claims.

3.3.6 Liability adequacy test

At the end of each reporting period, the Company assesses whether its recognised insurance liabilities are adequate using current estimates of future cash flows under its insurance contracts. If that assessment shows that the carrying amount of its insurance liabilities is inadequate in the light of estimated future cash flows, the entire deficiency is immediately recognised in income and an unexpired risk provision is created.

3.3.7 Receivables and payables related to insurance contracts

Receivables and payables are recognised when due. These include amounts due to and from agents, brokers and insurance contract holders.

If there is objective evidence that the insurance receivable is impaired, the Company reduces the carrying amount of the insurance receivable accordingly and recognises that impairment loss in profit or loss. The Company gathers the objective evidence that an insurance receivable is impaired using the same process adopted for loans and receivables. The impairment loss is also calculated under the same method used for these financial assets.

Notes to the financial statements
For the year ended 31 December 2017 (continued)

3. Significant accounting policies (continued)

3.3 Insurance contracts (continued)

3.3.8 Commission earned and incurred

Commissions and other acquisition costs that are related to securing new contracts and renewing existing contracts are charged to profit or loss when incurred. The Company recognise commissions received from reinsurance premium ceded as commission income in the period in which premium was ceded to the reinsurers.

3.4 Revenue recognition

3.4.1 Insurance contract income

Revenue from insurance contracts is measured under revenue recognition criteria stated under insurance contracts in these financial statements (Note 3.3).

3.4.2 Interest income

Interest income is accrued on a time basis, by reference to the principal outstanding and at the effective interest rate applicable, which is the rate that exactly discounts estimated future cash receipts through the expected life of the financial asset to the asset's net carrying amount.

3.4.3 Dividend income

Dividend income from investments is recognised when the Company's rights to receive payment have been established.

3.4.4 Rental income

Rental income from investment property which are leased under operating leases are recognised on a straight-line basis over the term of the relevant lease.

3.5 General and administrative expenses

85% of general and administrative expenses for the year are allocated to insurance departments in proportion to each department's share of written premium.

3.6 Foreign currencies

The financial statements of the Company are presented in the currency of the primary economic environment in which the Company operates (its functional currency). For the purpose of the financial statements, the results and financial position of the Company are expressed in Arab Emirates Dirhams ("AED"), which is the functional currency of the Company and the presentation currency for the financial statements.

Notes to the financial statements
For the year ended 31 December 2017 (continued)

3. Significant accounting policies (continued)

3.6 Foreign currencies (continued)

In preparing the financial statements of the Company, transactions in currencies other than the Company's functional currency (foreign currencies) are recorded at the rates of exchange prevailing at the dates of the transactions. At the end of each reporting period, monetary items denominated in foreign currencies are retranslated at the rates prevailing at that date. Non-monetary items carried at fair value that are denominated in foreign currencies are retranslated at the rates prevailing at the date when the fair value was determined. Non-monetary items that are measured in terms of historical cost in a foreign currency are not retranslated.

Exchange differences are recognized in profit or loss in the year in which they arise.

3.7 Employee benefits

3.7.1 Defined contribution plan

U.A.E. national employees of the Company are members of the Government-managed retirement pension and social security benefit scheme pursuant to U.A.E. labour law no. 7 of 1999. The Company is required to contribute 12.5% of the "contribution calculation salary" of payroll costs to the retirement benefit scheme to fund the benefits. The employees and the Government contribute 5% and 2.5% of the "contribution calculation salary" respectively, to the scheme. The only obligation of the Company with respect to the retirement pension and social security scheme is to make the specified contributions. The contributions are charged to profit or loss.

3.7.2 Annual leave and leave passage

An accrual is made for the estimated liability for employees' entitlement to annual leave and leave passage as a result of services rendered by eligible employees up to the end of the year.

3.7.3 Provision for employees' end of service indemnity

Provision is also made for the full amount of end of service indemnity due to non-U.A.E. national employees in accordance with the U.A.E. Labour Law and is based on current remuneration and their period of service at the end of the reporting period.

The accrual relating to annual leave and leave passage is disclosed as a current liability, while the provision relating to end of service indemnity is disclosed as a non-current liability.

3.8 Property and equipment

Property and equipment are carried at cost less accumulated depreciation and any accumulated impairment losses. Depreciation is charged so as to write off the cost of assets over their estimated useful lives, using the straight-line method. The estimated useful lives, residual values and depreciation method are reviewed at each year end, with the effect of any changes in estimate accounted for on a prospective basis.

The gain or loss arising on the disposal or retirement of an item of property and equipment is determined as the difference between the sales proceeds and the carrying amount of the asset and is recognised in profit or loss.

The useful lives considered in the calculation of depreciation for all the assets are 4 - 5 years.

Notes to the financial statements
For the year ended 31 December 2017 (continued)

3. Significant accounting policies (continued)

3.9 Intangible assets

Intangible assets are reported at cost less accumulated amortisation and identified impairment losses, if any. Amortisation is charged on a straight-line basis over their estimated useful lives. The estimated useful life and amortisation method are reviewed at the end of each annual reporting period, with the effect of any changes in estimate being accounted for on a prospective basis. The useful lives considered in the calculation of amortisation is 4 years.

3.10 Investment properties

Investment properties are properties held to earn rentals and/or for capital appreciation including properties under construction for such purposes. Investment properties are measured initially at cost, including transaction costs. Cost includes the cost of replacing part of an existing investment property at the time that cost is incurred if the recognition criteria are met; and excludes the cost of day to day servicing of an investment property. Subsequent to initial recognition, investment properties are stated at fair value, which reflects market conditions at the reporting date. Gains or losses arising from changes in the fair values of investment properties are included in the profit or loss in the period in which they arise.

Investment properties are derecognised when either they have been disposed of or when the investment property is permanently withdrawn from use and no future economic benefit is expected from its disposal. Any gains or losses on the retirement or disposal of an investment property are recognised in the profit or loss in the period of retirement or disposal.

Fair value is determined by open market values based on valuations performed by external independent consultants.

3.11 Impairment of non-financial assets

At the end of each reporting period, the Company reviews the carrying amounts of their tangible and intangible assets to determine whether there is any indication that those assets have suffered an impairment loss. If any such indication exists, the recoverable amount of the asset is estimated in order to determine the extent of the impairment loss (if any). Where it is not possible to estimate the recoverable amount of an individual asset, the Company estimates the recoverable amount of the cash-generating unit to which the asset belongs. Where a reasonable and consistent basis of allocation can be identified, corporate assets are also allocated to individual cash-generating units, or otherwise they are allocated to the smallest group of cash-generating units for which a reasonable and consistent allocation basis can be identified. Recoverable amount is the higher of fair value less costs to sell and value in use.

If the recoverable amount of an asset (or cash-generating unit) is estimated to be less than its carrying amount, the carrying amount of the asset (cash-generating unit) is reduced to its recoverable amount. An impairment loss is recognised immediately in the profit or loss, unless the relevant asset is carried at a revalued amount, in which case the impairment loss is treated as a revaluation decrease.

Where an impairment loss subsequently reverses, the carrying amount of the asset (cash-generating unit) is increased to the revised estimate of its recoverable amount, but so that the increased carrying amount does not exceed the carrying amount that would have been determined had no impairment loss been recognised for the asset (cash-generating unit) in prior years. A reversal of an impairment loss is recognised immediately in the profit or loss, unless the relevant asset is carried at a revalued amount, in which case the reversal of the impairment loss is treated as a revaluation increase.

Notes to the financial statements
For the year ended 31 December 2017 (continued)

3. Significant accounting policies (continued)

3.12 Provisions

Provisions are recognised when the Company has a present obligation (legal or constructive) as a result of a past event, it is probable that the Company will be required to settle the obligation, and a reliable estimate can be made of the amount of the obligation.

The amount recognised as a provision is the best estimate of the consideration required to settle the present obligation at the end of the reporting period, taking into account the risks and uncertainties surrounding the obligation. Where a provision is measured using the cash flows estimated to settle the present obligation, its carrying amount is the present value of those cash flows.

When some or all of the economic benefits required to settle a provision are expected to be recovered from a third party, a receivable is recognised as an asset if it is virtually certain that reimbursement will be received and the amount of the receivable can be measured reliably.

3.13 Borrowing costs

Borrowing costs directly attributable to the acquisition, construction or production of qualifying assets, which are assets that necessarily take a substantial period of time to get ready for their intended use or sale, are added to the cost of those assets, until such time as the assets are substantially ready for their intended use or sale.

Investment income earned on the temporary investment of specific borrowings pending their expenditure on qualifying assets is deducted from the borrowing costs eligible for capitalisation.

All other borrowing costs are recognised in profit or loss in the period in which they are incurred.

3.14 Leasing

Leases are classified as finance leases whenever the terms of the lease transfer substantially all the risks and rewards of ownership to the lessee. All other leases are classified as operating leases. The Company has no finance leases.

Operating lease payments are recognised as an expense on a straight-line basis over the lease term, except where another systematic basis is more representative of the time pattern in which economic benefits from the leased asset are consumed. Contingent rentals arising under operating leases are recognised as an expense in the period in which they are incurred.

3.15 Financial assets

All financial assets are recognised and derecognised on trade date where the purchase or sale of a financial asset is under a contract whose terms require delivery of the financial asset within the timeframe established by the market concerned, and are initially measured at fair value, plus transaction costs, except for those financial assets classified as at fair value through profit or loss (FVTPL), which are initially measured at fair value.

Financial assets of the Company are classified into the following specified categories: cash and cash equivalents, 'financial assets measured at fair value through other comprehensive income (FVTOCI)', financial assets at fair value through profit and loss (FVTPL) and 'loans and receivables'. The classification depends on the nature and purpose of the financial assets and is determined at the time of initial recognition.

Notes to the financial statements
For the year ended 31 December 2017 (continued)

3. Significant accounting policies (continued)

3.15 Financial assets (continued)

The effective interest method is a method of calculating the amortised cost of a financial asset and of allocating interest income over the relevant period. The effective interest rate is the rate that exactly discounts estimated future cash receipts through the expected life of the financial asset, or, where appropriate, a shorter period to the net carrying amount on initial recognition.

3.15.1 Bank balances and cash

Bank balances and cash comprise cash on hand and fixed deposits and other short-term highly liquid investments that are readily convertible to a known amount of cash and are subject to an insignificant risk of changes in value.

3.15.2 Financial investments designated at fair value through other comprehensive income (FVTOCI)

At initial recognition, the Company can make an irrevocable election (on an instrument-by-instrument basis) to designate investments in equity instruments as at FVTOCI. Designation at FVTOCI is not permitted if the equity investment is held for trading.

A financial asset is held for trading if:

- it has been acquired principally for the purpose of selling it in the near term; or
- on initial recognition it is part of a portfolio of identified financial instruments that the Company manages together and has evidence of a recent actual pattern of short-term profit-taking; or
- it is a derivative that is not designated and effective as a hedging instrument or a financial guarantee.

Investments in equity instruments at FVTOCI are initially measured at fair value plus transaction costs. Subsequently, they are measured at fair value with gains and losses arising from changes in fair value recognised in other comprehensive income and accumulated in the cumulative changes in fair value of securities in equity. Fair value is determined in the manner described in Note 27.3. Where the asset is disposed of, the cumulative gain or loss previously accumulated in the cumulative changes in fair value of securities in equity is not reclassified to profit or loss, but is reclassified to retained earnings.

Dividend on these investments in equity instruments are recognised in profit or loss when the Company's right to receive the dividend is established in accordance with IAS 18 Revenue, unless the dividend clearly represent a recovery of part of the cost of the investment.

3.15.3 Financial assets at fair value through profit or loss (FVTPL)

Investments in equity instruments are classified as at FVTPL, unless the Company designates an investment that is not held for trading as at fair value through other comprehensive income (FVTOCI) on initial recognition (see above).

Financial assets at FVTPL are measured at fair value at the end of each reporting period, with any gains or losses arising on remeasurement recognised in profit or loss. Fair value is determined in the manner described in note 27.3.

Dividend income on investments in equity instruments at FVTPL is recognised in profit or loss when the Company's right to receive the dividend is established in accordance with IAS 18 Revenue, unless the dividend clearly represent a recovery of part of the cost of the investment.

Notes to the financial statements
For the year ended 31 December 2017 (continued)

3. Significant accounting policies (continued)

3.15 Financial assets (continued)

3.15.4 Loans and receivables

Insurance and other receivables (excluding prepayments) that have fixed or determinable payments that are not quoted in an active market are classified as 'loans and receivables'. Loans and receivables are initially measured at fair value, plus transaction costs and subsequently measured at amortised cost using the effective interest method, less any impairment. Interest income is recognised by applying the effective interest rate, except for short-term receivables when the recognition of interest would be immaterial.

3.15.5 Impairment of financial assets

Financial assets are assessed for indicators of impairment at the end of each reporting period. Financial assets are impaired where there is objective evidence that, as a result of one or more events that occurred after the initial recognition of the financial asset, the estimated future cash flows of the asset have been affected.

Objective evidence of impairment could include:

- significant financial difficulty of the issuer or counterparty; or
- breach of contract, such as a default or delinquency in interest or principal payments; or
- it becoming probable that the borrower will enter bankruptcy or financial re-organisation; or
- the disappearance of an active market for that financial asset because of financial difficulties.

For certain categories of financial asset, such as insurance receivables, assets that are assessed not to be impaired individually are, in addition, assessed for impairment on a collective basis. Objective evidence of impairment for a portfolio of receivables could include the Company's past experience of collecting payments, as well as observable changes in national or local economic conditions that correlate with default on receivables.

For financial assets carried at amortised cost, the amount of the impairment is the difference between the asset's carrying amount and the present value of estimated future cash flows, discounted at the financial asset's original effective interest rate.

The carrying amount of the financial asset is reduced by the impairment loss directly for all financial assets with the exception of insurance receivables, where the carrying amount is reduced through the use of an allowance account. When an insurance receivable is considered uncollectible, it is written off against the allowance account. Subsequent recoveries of amounts previously written off are credited against the allowance account. Changes in the carrying amount of the allowance account are recognised in profit or loss.

If, in a subsequent period, the amount of the impairment loss decreases and the decrease can be related objectively to an event occurring after the impairment was recognised, the previously recognised impairment loss is reversed through profit or loss to the extent that the carrying amount of the financial asset at the date the impairment is reversed does not exceed what the amortised cost would have been had the impairment not been recognised.

3.15.6 Derecognition of financial assets

The Company derecognises a financial asset only when the contractual rights to the cash flows from the asset expire; or it transfers the financial asset and substantially all the risks and rewards of ownership of the asset to another entity. If the Company neither transfers nor retains substantially all the risks and rewards of ownership and continues to control the transferred asset, the Company recognises its retained interest in the asset and an associated liability for amounts it may have to pay.

Notes to the financial statements
For the year ended 31 December 2017 (continued)

3. Significant accounting policies (continued)

3.16 Financial liabilities and equity instruments issued by the Company

3.16.1 Classification as debt or equity

Debt and equity instruments are classified as either financial liabilities or as equity in accordance with the substance of the contractual arrangement.

3.16.2 Equity instruments

An equity instrument is any contract that evidences a residual interest in the assets of an entity after deducting all of its liabilities. Equity instruments issued by the Company are recorded at the proceeds received, net of direct issue costs.

3.16.3 Financial liabilities

Financial liabilities are classified as either financial liabilities 'at FVTPL' or 'other financial liabilities'. The Company does not have any financial liabilities measured at FVTPL.

3.16.4 Other financial liabilities

Insurance and other payables are classified as 'other financial liabilities' and are initially measured at fair value, net of transaction costs. Other financial liabilities are subsequently measured at amortised cost using the effective interest method, with interest expense recognised on an effective yield basis except for short term payable when the recognition of interest would be immaterial.

The effective interest method is a method of calculating the amortised cost of a financial liability and of allocating interest expense over the relevant period. The effective interest rate is the rate that exactly discounts estimated future cash payments through the expected life of the financial liability, or, where appropriate, a shorter period to the net carrying amount on initial recognition.

3.16.5 Derecognition of financial liabilities

The Company derecognises financial liabilities when, and only when, the Company's obligations are discharged, cancelled or they expire.

3.16.6 Dividend distribution

Dividend distribution to the Company's shareholders is recognised as a liability in the Company's financial statements in the period in which the dividend is approved by the Company's shareholders.

4. Critical accounting judgements and key sources of estimation uncertainty

In the application of the Company's accounting policies, which are described in Note 3 to these financial statements, management is required to make judgments, estimates and assumptions about the carrying amounts of assets and liabilities that are not readily apparent from other sources. The estimates and associated assumptions are based on historical experience and other factors that are considered to be relevant. Actual results may differ from these estimates.

Notes to the financial statements
For the year ended 31 December 2017 (continued)

4. Critical accounting judgements and key sources of estimation uncertainty (continued)

The estimates and underlying assumptions are reviewed on an ongoing basis. Revisions to accounting estimates are recognized in the period in which the estimate is revised if the revision affects only that period or in the period of the revision and future periods if the revision affects both current and future periods.

4.1 Critical accounting judgements

The following are the critical judgements, apart from those involving estimations (see 4.2 below), that management has made in the process of applying the Company's accounting policies and that have the most significant effect on the amounts recognized in the financial statements.

4.1.1 Classification of investments

Management decides on acquisition of an investment whether it should be classified as FVTPL or FVTOCI. The Company classifies investments at FVTPL if they are acquired primarily for the purpose of making a short-term profit by the dealers.

Equity instruments are classified as financial assets measured at FVTOCI when they are considered by management to be strategic equity investments that are not held to benefit from changes in their fair value and are not held for trading.

Management is satisfied that the Company's investments in securities are appropriately classified.

4.1.2 Classification of properties

In the process of classifying properties, management has made various judgments. Judgments are needed to determine whether a property qualifies as an investment property, property and equipment, property under development and/or property held for sale. Management develops criteria so that it can exercise that judgment consistently in accordance with the definitions of investment property, property and equipment, property under development and property held for sale. In making its judgment, management has considered the detailed criteria and related guidance set out in IAS 2 – Inventories, IAS 16 – Property, Plant and Equipment, and IAS 40 – Investment Property, with regards to the intended use of the property.

4.2 Key sources of estimation uncertainty

The following are the key assumptions concerning the future, and other key sources of estimation uncertainty at the end of the reporting period, that have a significant risk of causing a material adjustment to the carrying amounts of assets and liabilities within the next financial year.

4.2.1 The ultimate liability arising from claims made under insurance contracts

The estimation of ultimate liability arising from the claims made under insurance contracts is the Company's most critical accounting estimate. There are sources of uncertainty that need to be considered in the estimate of the liability that the Company will eventually pay for such claims. Estimates have to be made both for the expected ultimate cost of claims reported and for the expected ultimate cost of claims incurred but not reported ("IBNR") at the end of each reporting period. Liabilities for unpaid reported claims are estimated using the input of assessments for individual cases reported to the Company and management estimates based on external actuarial assessment, taking into account the historical data of the claims reported and settlement pattern. Such method takes into account the best estimates of the future contractual cash flows estimated based on the historical data. At the end of each reporting period, prior year claims estimates are reassessed for adequacy and changes are made to the provision.

Notes to the financial statements
For the year ended 31 December 2017 (continued)

4. Critical accounting judgements and key sources of estimation uncertainty (continued)

4.2 Key sources of estimation uncertainty (continued)

4.2.2 Impairment of insurance receivables

An estimate of the collectible amount of insurance receivables is made when collection of the full amount is no longer probable. This determination of whether the insurance receivables are impaired, entails the Company evaluating, the credit and liquidity position of the policyholders and the insurance companies, historical recovery rates including detailed investigations carried out during 2017 and feedback received from the legal department. The difference between the estimated collectible amount and the book amount is recognized as an expense in the profit or loss. Any difference between the amounts actually collected in the future periods and the amounts expected will be recognized in the profit or loss at the time of collection.

4.2.3 Liability adequacy test

At the end of each reporting period, liability adequacy tests are performed to ensure the adequacy of insurance contract liabilities. The Company makes use of the best estimates of future contractual cash flows and claims handling and administration expenses, as well as investment income from the assets backing such liabilities in evaluating the adequacy of the liability. Any deficiency is immediately charged to the profit or loss.

4.2.4 Valuation of unquoted equity instruments

Valuation of unquoted equity investments is normally based on recent market transactions on an arm's length basis, fair value of another instrument that is substantially the same, or other valuation models. In the absence of an active market for these investments or any recent transactions that could provide evidence of the current fair value, management estimates the fair value of these instruments using net assets valuation method or other valuation models.

4.2.5 Depreciation of property and equipment

The cost of property and equipment is depreciated over the estimated useful life, which is based on expected usage of the asset, expected physical wear and tear, the repair and maintenance program and technological obsolescence arising from changes and the residual value. Management has not considered any residual value as it is deemed immaterial.

4.2.6 Impairment of intangible assets

The period of amortisation of the intangible assets is determined based on the pattern in which the asset's future economic benefits are expected to be consumed by the Company and technological obsolescence. Management has concluded that no impairment of intangible assets is required based on impairment test performed by the Company as of the reporting date.

Notes to the financial statements
For the year ended 31 December 2017 (continued)

5. Property and equipment

	Decoration and office improvements AED	Furniture and office equipments AED	Total AED
Cost			
At 31 December 2015	1,720,475	2,067,635	3,788,110
Additions during the year	-	337,415	337,415
Disposals	-	(26,000)	(26,000)
	<hr/>	<hr/>	<hr/>
At 31 December 2016	1,720,475	2,379,050	4,099,525
Additions during the year	-	1,020,825	1,020,825
	<hr/>	<hr/>	<hr/>
At 31 December 2017	1,720,475	3,399,875	5,120,350
	<hr/>	<hr/>	<hr/>
Accumulated depreciation			
At 31 December 2015	1,073,005	1,778,714	2,851,719
Charge for the year	329,049	202,385	531,434
Written off during the year	-	(25,999)	(25,999)
	<hr/>	<hr/>	<hr/>
At 31 December 2016	1,402,054	1,955,100	3,357,154
Charge for the year	317,936	311,700	629,636
	<hr/>	<hr/>	<hr/>
At 31 December 2017	1,719,990	2,266,800	3,986,790
	<hr/>	<hr/>	<hr/>
Carrying amount			
At 31 December 2017	485	1,133,075	1,133,560
	<hr/>	<hr/>	<hr/>
At 31 December 2016	318,421	423,950	742,371
	<hr/>	<hr/>	<hr/>

At 31 December 2017, the cost of fully depreciated property and equipment that was still in use amounted to AED 3,538,316 (2016: AED 1,482,428).

Notes to the financial statements
For the year ended 31 December 2017 (continued)

6. Intangible assets

	Computer software
	AED
Cost	
At 31 December 2016	-
Additions during the year	531,760
	<hr/>
At 31 December 2017	531,760
	<hr/>
Accumulated amortization	
At 31 December 2016	-
Charge for the year	93,615
	<hr/>
At 31 December 2017	93,615
	<hr/>
Carrying amount	
At 31 December 2017	438,145
	<hr/>
At 31 December 2016	-
	<hr/> <hr/>

7. Investment properties

	2017	2016
	AED	AED
Fair value at the beginning of the year	55,730,000	35,953,090
Changes in fair value	254,500	19,776,910
	<hr/>	<hr/>
Fair value at the end of the year	55,984,500	55,730,000
	<hr/> <hr/>	<hr/> <hr/>

The fair value of the Company's investment properties as at 31 December 2017 has been arrived at on the basis of valuations carried by independent external valuers who have appropriate market experience in the valuation of properties in the United Arab Emirates.

The fair value was determined based on the acceptable approach that reflects recent transactions prices for similar properties. In estimating the fair value of the properties, the highest and best use of the properties is their current use.

Investment properties include properties mortgaged to Insurance Authority of U.A.E. amounting to AED 22.90 million (2016: AED 22.95 million) in accordance with the requirements of U.A.E. Federal Law No. 6 of 2007, on Establishment of Insurance Authority and Organisation of its operations (Note 9) and certain investment properties amounting to AED 21.7 million (2016: nil) mortgaged to a bank against credit facility granted to the Company (Note 17).

The Company's investment properties are classified as Level 3 in the fair value hierarchy as at 31 December 2017 (2016: Level 3).

Notes to the financial statements
For the year ended 31 December 2017 (continued)

7. Investment properties (continued)

The property rental income earned by the Company from its investment properties and the direct operating expenses related to the investment properties are as follows:

	2017 AED	2016 AED
Rental income	3,039,807	2,856,264
Direct operating expenses	(39,748)	(27,344)
Income from investment properties (Note 19)	<u>3,000,059</u>	<u>2,828,920</u>

Details of the Company's investment properties and their fair values are as follows:

	2017 AED	2016 AED
Plots of land located in Sharjah, U.A.E	6,135,000	6,000,000
Shops located in Sharjah, U.A.E	44,600,000	44,540,000
Villas located in Sharjah, U.A.E	2,699,500	2,690,000
Building located in Sharjah, U.A.E.	2,550,000	2,500,000
	<u>55,984,500</u>	<u>55,730,000</u>

8. Financial investments

The Company's financial investments at the end of reporting period are detailed below:

8.1 Financial investments designated at FVTOCI

	2017 AED	2016 AED
Quoted securities	128,706,857	136,124,363
Unquoted securities	7,968,421	5,525,972
	<u>136,675,278</u>	<u>141,650,335</u>

Financial investments at FVTOCI with fair value of AED 13.23 million (2016: AED 11.55 million) are pledged to the bank against credit facility granted to the Company (see Note 17).

Notes to the financial statements
For the year ended 31 December 2017 (continued)

8. Financial investments (continued)

8.1 Financial investments designated at FVTOCI (continued)

The geographical classification of the investments is as follows:

	2017 AED	2016 AED
Within U.A.E.	109,229,087	113,613,066
In other GCC countries	27,446,191	28,037,269
	<u>136,675,278</u>	<u>141,650,335</u>

8.2 Financial investments at FVTPL

	2017 AED	2016 AED
Quoted securities in U.A.E.	32,684,234	38,766,369
	<u>32,684,234</u>	<u>38,766,369</u>

The movements in financial investments are as follows:

	At FVTOCI		At FVTPL	
	2017 AED	2016 AED	2017 AED	2016 AED
At 31 December 2016/2015	141,650,335	211,260,278	38,766,369	40,126,088
Purchased during the year	21,722,595	25,559,043	-	-
Disposals during the year	(26,139,923)	(39,314,488)	(5,693,499)	(3,133,550)
Change in fair value	(557,729)	(55,854,498)	(388,636)	1,773,831
	<u>136,675,278</u>	<u>141,650,335</u>	<u>32,684,234</u>	<u>38,766,369</u>
At 31 December 2017/2016	136,675,278	141,650,335	32,684,234	38,766,369

9. Statutory deposit

In accordance with the requirements of Federal Law No. 6 of 2007, on Establishment of Insurance Authority of U.A.E. and Organisation of its operations, the Company maintains a bank deposit of AED 5,000,000 (31 December 2016: AED 2,500,000) as a statutory deposit. In addition to the fixed deposit, there are investment properties with a fair value amounting to AED 22.90 million (2016: AED 22.95 million) pledged to the Insurance Authority (see note 7).

Notes to the financial statements
For the year ended 31 December 2017 (continued)

10. Insurance contract liabilities and reinsurance contract assets

	2017 AED	2016 AED
Gross		
Insurance contract liabilities		
Claims reported unsettled	63,869,721	71,820,327
Unallocated loss adjustment exposure reserve	1,325,029	2,079,434
Unexpired risk reserve	657,598	2,647,184
Claims incurred but not reported	12,982,787	17,137,301
Unearned premium	19,851,735	24,673,187
Total insurance contract liabilities, gross	98,686,870	118,357,433
Recoverable from reinsurers		
Re-insurance contract assets		
Claims reported unsettled	48,019,684	51,089,533
Claims incurred but not reported	6,533,721	7,698,698
Unexpired risk reserve	(752,725)	-
Unearned premium	8,497,160	6,238,085
Total reinsurers' share of insurance liabilities	62,297,840	65,026,316
Net		
Claims reported unsettled	15,850,037	20,730,794
Unallocated loss adjustment exposure reserve	1,325,029	2,079,434
Unexpired risk reserve	1,410,323	2,647,184
Claims incurred but not reported	6,449,066	9,438,603
Unearned premium	11,354,575	18,435,102
	36,389,030	53,331,117

Notes to the financial statements
For the year ended 31 December 2017 (continued)

10. Insurance contract liabilities and reinsurance contract assets (continued)

Movements in the insurance contract liabilities and reinsurance contract assets during the year were as follows:

	2017			2016		
	Gross AED	Reinsurance AED	Net AED	Gross AED	Reinsurance AED	Net AED
Claims reported unsettled	71,820,327	(51,089,533)	20,730,794	45,212,920	(28,104,216)	17,108,704
Unallocated loss adjustment expense reserve	2,079,434	-	2,079,434	2,166,926	-	2,166,926
Incurred but not reported	17,137,301	(7,698,698)	9,438,603	15,950,451	(6,002,638)	9,947,813
Total at the beginning of the year	91,037,062	(58,788,231)	32,248,831	63,330,297	(34,106,854)	29,223,443
Claims settled in the year	(41,871,601)	16,562,921	(25,308,680)	(41,845,159)	11,113,731	(30,731,428)
Increase in liabilities	29,012,076	(12,328,095)	16,683,981	69,551,924	(35,795,108)	33,756,816
Total at the end of the year	78,177,537	(54,553,405)	23,624,132	91,037,062	(58,788,231)	32,248,831
Claims reported unsettled	63,869,721	(48,019,684)	15,850,037	71,820,327	(51,089,533)	20,730,794
Unallocated loss adjustment expense reserve	1,325,029	-	1,325,029	2,079,434	-	2,079,434
Incurred but not reported	12,982,787	(6,533,721)	6,449,066	17,137,301	(7,698,698)	9,438,603
Total at the end of the year	78,177,537	(54,553,405)	23,624,132	91,037,062	(58,788,231)	32,248,831
Unearned premium and unexpired risk reserve						
Total at the beginning of the year	27,320,371	(6,238,085)	21,082,286	29,646,172	(6,733,083)	22,913,089
Increase during the year	20,509,333	(7,744,435)	12,764,898	27,320,371	(6,238,085)	21,082,286
Release during the year	(27,320,371)	6,238,085	(21,082,286)	(29,646,172)	6,733,083	(22,913,089)
Net (decrease)/increase during the year (Note 18)	(6,811,038)	(1,506,350)	(8,317,388)	(2,325,801)	494,998	(1,830,803)
Total at the end of the year	20,509,333	(7,744,435)	12,764,898	27,320,371	(6,238,085)	21,082,286

Notes to the financial statements
For the year ended 31 December 2017 (continued)

11. Insurance and other receivables

	2017 AED	2016 AED
Receivables arising from insurance and reinsurance contracts		
Due from policyholders	22,445,668	32,041,844
Allowance for doubtful debts	(5,561,786)	(5,561,786)
	<u>16,883,882</u>	<u>26,480,058</u>
Due from local insurance companies	33,048,988	37,625,268
Due from foreign insurance companies	15,921,524	11,220,445
Due from brokers	557,873	715,048
Allowance for doubtful debts	(14,676,183)	(14,676,183)
	<u>34,852,202</u>	<u>34,884,578</u>
Other receivables		
Prepayments and others	1,974,063	1,830,360
	<u>53,710,147</u>	<u>63,194,996</u>

The Company has adopted a policy of dealing with credit worthy counter parties. Adequate credit assessment is made before accepting any insurance contracts from any counter party. The average credit period is 120 days. The insurance receivable outstanding between 120 – 180 days are monitored by Company for recoverability. Due from policyholders outstanding between 180 days and 365 days are provided for (other than for government related entities) based on estimated irrecoverable amounts determined by reference to past default experience.

Before accepting any new customer, the Company assesses the potential customers' credit quality and defines credit limits by customer. Of the due from policyholders balance at the end of year, AED 5.68 million (2016: AED 10.1 million) is due from the Company's largest customer.

Included in the Company's due from policyholders balance is receivable balances with a carrying amount of AED 12.71 million (2016: AED 17.3 million) which are past due at the reporting date for which the Company has not considered provision for impairment as there has been no significant change in credit quality and the amounts are still considered recoverable.

Notes to the financial statements
For the year ended 31 December 2017 (continued)

11. Insurance and other receivables (continued)

Ageing of insurance receivables:

	2017 AED	2016 AED
Neither past due nor impaired (A)	18,341,328	23,049,756
Past due but not impaired:		
180 to 365 days	18,274,831	25,715,546
More than 365 days	15,119,925	12,599,334
Total past due but not impaired (B)	33,394,756	38,314,880
Past due and impaired – policyholders and insurance companies (C)	20,237,969	20,237,969
Total (A+B+C)	71,974,053	81,602,605
Due from government related entities included in above	9,155,743	16,866,849

Movements in allowance for doubtful debts:

	2017 AED	2016 AED
Balance at the beginning of the year	20,237,969	6,037,969
Allowance made during the year	-	14,200,000
Balance at the end of the year	20,237,969	20,237,969

In determining the recoverability of an insurance receivable, the Company considers any change in the credit quality of the insurance receivable from the date credit was initially granted up to the reporting date. The concentration of credit risk is limited due to the customer base being large and unrelated. Accordingly, the directors believe that there is no further credit provision required in excess of the available allowance for doubtful debts.

Notes to the financial statements
For the year ended 31 December 2017 (continued)

12. Bank balances and cash

	2017 AED	2016 AED
Fixed deposits	26,500,000	2,500,000
Cash on hand	8,157	7,236
Portfolio accounts	612,190	558,890
Current and call accounts	3,035,782	1,866,501
	<u>30,156,129</u>	<u>4,932,627</u>

Fixed deposits amounting to AED 2,500,000 (2016: AED 2,500,000) are under lien against credit facilities granted to the Company (Note 17).

The interest rate on fixed deposits with banks is 2% to 3.5% (2016: 2% to 2.2%) per annum. All fixed deposits are held in local banks in the United Arab Emirates.

Bank balances and cash are held:

	2017 AED	2016 AED
Within U.A.E.	28,625,734	4,279,680
Outside U.A.E.	1,530,395	652,947
	<u>30,150,129</u>	<u>4,932,627</u>

13. Share capital

	2017 AED	2016 AED
Authorized, issued and fully paid: 137.5 million ordinary shares of AED 1 each (2016: 137.5 million ordinary shares of AED 1 each)	<u>137,500,000</u>	<u>137,500,000</u>

14. Reserves

14.1 Statutory reserve

In accordance with UAE Federal Law No. (2) of 2015, the Company has established a statutory reserve by appropriation of 10% of profit for each year until the reserve equals 50% of the paid-up share capital. This reserve is not available for distribution except as stipulated by the Law.

Notes to the financial statements
For the year ended 31 December 2017 (continued)

14. Reserves (continued)

14.2 Voluntary reserve

The Company had set up the voluntary reserve through transfers from profit for the year as recommended by the Board of Directors and approved by the Shareholders at the Annual General Meeting. The reserve is distributable based on a recommendation by the Board of Directors, approved by a Shareholders' resolution.

During 2016, the Company had amended its Articles of Association and the clause related to voluntary reserve states that a voluntary purpose reserve can be created upon a recommendation of the Board of Directors and this reserve cannot be utilized for any other purpose unless approved by the Ordinarily General meeting. No transfer to voluntary reserve is made during 2017.

15. Provision for employees' end of service indemnity

Movements in the net liability were as follows:

	2017 AED	2016 AED
Balance at the beginning of the year	1,545,624	2,457,364
Amounts charged to income during the year	173,155	130,766
Amounts paid during the year	(231,301)	(1,042,506)
	<u>1,487,478</u>	<u>1,545,624</u>

16. Insurance and other payables

	2017 AED	2016 AED
Payables arising from insurance and reinsurance contracts:		
Trade payables	9,053,399	23,719,047
Due to local insurance companies	3,517,469	5,870,259
Due to foreign insurance companies	10,442,718	5,996,630
Due to brokers	65,682	140,409
Premium reserve withheld	7,134,755	4,716,450
	<u>30,214,023</u>	<u>40,442,795</u>
Other payables		
Accrued expenses and provisions	1,126,387	1,168,727
Unclaimed dividend	2,562,898	2,562,898
Other payables	398	42,483
	<u>33,903,706</u>	<u>44,216,903</u>

Notes to the financial statements
For the year ended 31 December 2017 (continued)

17. Bank overdrafts

The bank overdraft facilities are secured by lien over fixed deposit of AED 2.5 million (Note 12), pledge over investments designated at FVTOCI having a fair value of AED 13.23 million (2016: AED 11.55 million) (Note 8.1) and mortgage over certain investment properties amounting to AED 21.7 million (2016: nil) (Note 7).

The bank overdraft facilities are subject to certain covenants including the maintenance of leverage ratio and minimum networth which are met at the end of the reporting period. Bank overdrafts are utilised for Company's operational activities and the net movement during the year amounted to AED 18,081,929 (increase).

18. Net insurance premium revenue

	2017 AED	2016 AED
Gross premium written		
Gross premium written	56,425,534	66,139,418
Change in unearned premium (Note 10)	6,811,038	2,325,801
	<u>63,236,572</u>	<u>68,465,219</u>
Reinsurance premium ceded		
Reinsurance premium ceded	(33,433,415)	(32,261,218)
Change in unearned premium (Note 10)	1,506,350	(494,998)
	<u>(31,927,065)</u>	<u>(32,756,216)</u>
Net insurance premium revenue	<u>31,309,507</u>	<u>35,709,003</u>

19. Investment and other income

	2017 AED	2016 AED
Profit from disposal of financial investments at FVTPL	622,672	286,519
Unrealised (loss)/gain on financial investments at FVTPL	(388,636)	1,773,831
Dividend from financial investments at FVTPL	895,206	2,711,301
Dividend from financial investments at FVTOCI	5,883,791	5,879,531
Income from investment properties (Note 7)	3,000,059	2,828,920
Other investment income	1,961,611	-
Interest on bank deposits	457,249	87,046
	<u>12,431,952</u>	<u>13,567,148</u>
Other income/(expenses) - net	422,353	(150,333)
	<u>12,854,305</u>	<u>13,416,815</u>

Notes to the financial statements
For the year ended 31 December 2017 (continued)

20. Profit for the year

Profit for the year has been arrived at after charging the following expenses:

	2017 AED	2016 AED
Staff costs	7,568,892	6,859,342
Depreciation of property and equipment	629,636	531,434
Amortization of intangible assets	93,615	-

No social contributions made during the year (2016: Nil).

21. Earnings per share

	2017	2016
Profit for the year (in AED)	22,442,311	19,308,307
Number of shares	137,500,000	137,500,000
Basic and diluted earnings per share (in AED)	0.16	0.14

Basic earnings per share has been calculated by dividing the profit for the year by the number of shares outstanding at the end of the reporting period. Diluted earnings per share as of 31 December 2017 and 31 December 2016 are equivalent to basic earnings per share as the Company did not issue any new instrument that would impact earnings per share when executed.

22. Cash and cash equivalents

For the purposes of the statement of cash flows, cash and cash equivalents include cash on hand and in banks net of fixed deposits in banks with maturity over three months. Cash and cash equivalents at the end of the year as shown in the statement of cash flows can be reconciled to the related items in the statement of financial position as follows:

	2017 AED	2016 AED
Bank balances and cash (see Note 12)	30,156,129	4,932,627
Fixed deposit with maturity over 3 months (see Note 12)	(26,500,000)	(2,500,000)
Cash and cash equivalents	3,656,129	2,432,627

Notes to the financial statements
For the year ended 31 December 2017 (continued)

23. Related party transactions

Related parties include the Company's major Shareholders, Directors and businesses controlled by them and their families over which they exercise significant management influence as well as key management personnel.

At the end of the reporting period, amounts due from/to related parties included under due from policyholders and gross outstanding claims were as follows:

	2017 AED	2016 AED
Due from policyholders	1,453,430	1,364,893
Due to policyholders	768,396	669,743
Outstanding claims	375,770	-
Overdraft with a bank	5,385,648	39,193

The amounts outstanding are unsecured and will be settled in cash. No guarantees have been given or received and no expense has been recognized in the year for bad or doubtful debts in respect of the amounts owed by related parties.

Transactions:

During the year, the Company entered into the following transactions with related parties:

	2017 AED	2016 AED
Gross premium written	1,793,648	1,718,677
Claims paid	160,750	348,960
Rent paid	745,000	745,000

The Company has entered into above transactions with related parties which were made on substantially the same terms, as those prevailing at the same time for comparable transactions with third parties.

Compensation of board of directors/key management personnel

	2017 AED	2016 AED
Short-term benefits	600,000	600,000
Long-term benefits	25,000	25,000
Compensation to executive committee	-	300,000

24. Contingent liabilities and capital commitments

	2017 AED	2016 AED
Letters of guarantee	500,000	131,313
Capital commitments towards intangible assets	250,000	1,000,000

Notes to the financial statements
For the year ended 31 December 2017 (continued)

25. Insurance risk

The risk under any one insurance contract is the possibility that the insured event occurs and the uncertainty of the amount of the resulting claim. By the nature of an insurance contract, this risk is random and therefore unpredictable.

For a portfolio of insurance contracts where the theory of probability is applied to pricing and provisioning, the principal risk that the Company faces under its insurance contracts is that the actual claims and benefit payments exceed the carrying amount of the insurance liabilities. This could occur because the frequency or severity of claims and benefits are greater than estimated. Insurance events are random and the actual number and amount of claims and benefits will vary from year to year from the estimate established using statistical techniques.

Experience shows that the larger the portfolio of similar insurance contracts, the smaller the relative variability about the expected outcome will be. In addition, a more diversified portfolio is less likely to be affected across the board by a change in any subset of the portfolio. The Company has developed its insurance underwriting strategy to diversify the type of insurance risks accepted and within each of these categories to achieve a sufficiently large population of risks to reduce the variability of the expected outcome.

The Company manages risks through its underwriting strategy, adequate reinsurance arrangements and proactive claims handling. The underwriting strategy attempts to ensure that the underwritten risks are well diversified in terms of type and amount of risk, industry and geography. Underwriting limits are in place to enforce appropriate risk selection criteria.

25.1 Frequency and severity of claims

The Company has the right not to renew individual policies, re-price the risk, impose deductibles and reject the payment of a fraudulent claim. Insurance contracts also entitle the Company to pursue third parties for payment of some or all costs (for example, subrogation).

Property insurance contracts are underwritten by reference to the commercial replacement value of the properties and contents insured, and claim payment limits are always included to cap the amount payable on occurrence of the insured event. Cost of rebuilding properties, of replacement or indemnity for contents and time taken to restart operations for business interruption are the key factors that influence the level of claims under these policies. Property insurance contracts are subdivided into four risk categories: fire, business interruption, weather damage and theft. The insurance risk arising from these contracts is not concentrated in any of the territories in which the Company operates, and there is a balance between commercial and personal properties in the overall portfolio of insured buildings.

The reinsurance arrangements include excess and catastrophe coverage. The effect of such reinsurance arrangements is that the Company should not suffer net insurance losses of a set limit of AED 200,000 in any one motor policy. The Company has survey units dealing with the mitigation of risks surrounding claims. This unit investigates and recommends ways to improve risk claims. The risks are reviewed individually at least once in 3 years and adjusted to reflect the latest information on the underlying facts, current law, jurisdiction, contractual terms and conditions, and other factors. The Company actively manages and pursues early settlements of claims to reduce its exposure to unpredictable developments.

Notes to the financial statements
For the year ended 31 December 2017 (continued)

25. Insurance risk (continued)

25.2 Sources of uncertainty in the estimation of future claim payments

Claims on insurance contracts are payable on a claims-occurrence basis. The Company is liable for all insured events that occurred during the term of the contract, even if the loss is discovered after the end of the contract term. As a result, liability claims are settled over a long period of time and element of the claims provision includes incurred but not reported claims (IBNR). The estimation of IBNR is generally subject to a greater degree of uncertainty than the estimation of the cost of settling claims already notified to the Company, where information about the claim event is available. IBNR claims may not be apparent to the insured until many years after the event that gave rise to the claims. For some insurance contracts, the IBNR proportion of the total liability is high and will typically display greater variations between initial estimates and final outcomes because of the greater degree of difficulty of estimating these liabilities. In estimating the liability for the cost of reported claims not yet paid, the Company considers information available from loss adjusters and information on the cost of settling claims with similar characteristics in previous periods. Company has involved external actuarial valuer's as well. Large claims are assessed on a case-by-case basis or projected separately in order to allow for the possible distortive effect of their development and incidence on the rest of the portfolio.

The estimated cost of claims includes direct expenses to be incurred in settling claims, net of the expected subrogation value and other recoveries. The Company takes all reasonable steps to ensure that it has appropriate information regarding its claims exposures. However, given the uncertainty in establishing claims provisions, it is likely that the final outcome will prove to be different from the original liability established.

The amount of insurance claims is particularly sensitive to the level of court awards and to the development of legal precedent on matters of contract and tort. Insurance contracts are also subject to the emergence of new types of latent claims, but no allowance is included for this at the reporting date.

Where possible, the Company adopts multiple techniques to estimate the required level of provisions. This provides a greater understanding of the trends inherent in the experience being projected. The projections given by the various methodologies also assist in estimating the range of possible outcomes. The most appropriate estimation technique is selected taking into account the characteristics of the business class and the extent of the development of each accident year.

In calculating the estimated cost of unpaid claims (both reported and not), the Company's estimation techniques are a combination of loss-ratio-based estimates and an estimate based upon actual claims experience using predetermined formulae where greater weight is given to actual claims experience as time passes. The initial loss-ratio estimate is an important assumption in the estimation technique and is based on previous years' experience, adjusted for factors such as premium rate changes, anticipated market experience and historical claims inflation. The initial estimate of the loss ratios used for the current year (before reinsurance) are analyzed below by type of risk where the insured operates for current and prior year premiums earned.

Type of risk	2017	2016
Motor	51-52%	90-93%
Non-motor	41%	115-120%

Notes to the financial statements
For the year ended 31 December 2017 (continued)

25. Insurance risk (continued)

25.3 Process used to decide on assumptions

The risks associated with these insurance contracts are complex and subject to a number of variables that complicate quantitative sensitivity analysis. Internal data is derived mostly from the Company's quarterly claims reports and screening of the actual insurance contracts carried out at the end of the reporting period to derive data for the contracts held. The Company has reviewed the individual contracts and in particular the industries in which the insured companies operate and the actual exposure years of claims. This information is used to develop scenarios related to the latency of claims that are used for the projections of the ultimate number of claims.

The choice of selected results for each accident year of each class of business depends on an assessment of the technique that has been most appropriate to observed historical developments. In certain instances, this has meant that different techniques or combinations of techniques have been selected for individual accident years or groups of accident years within the same class of business.

Substantially all of the Company's underwriting activities are carried out in the United Arab Emirates.

25.4 Reinsurance risk

In common with other insurance companies, in order to minimize financial exposure arising from large insurance claims, the Company, in the normal course of business, enters into arrangement with other parties for reinsurance purposes.

To minimize its exposure to significant losses from reinsurer insolvencies, the Company evaluates the financial condition of its reinsurers and monitors concentrations of credit risk arising from similar geographic regions, activities or economic characteristics of the reinsurers. Reinsurance ceded contracts do not relieve the Company from its obligations to policyholders. The Company remains liable to its policyholders for the portion reinsured to the extent that any reinsurer does not meet the obligations assumed under the reinsurance agreements.

25.5 Sensitivity of underwriting profit and losses

The contribution by the insurance operations is a profit of AED 11.7 million for the year ended 31 December 2017 (2016: loss of AED 1.8 million). The Company does not foresee any major impact from insurance operations to the Company's results and expects to increase the contribution by insurance operations to the profitability due to the following reasons:

The Company has an overall retention level of 50% (2016: 48%) and the same is mainly contributed by one class of business i.e., Motor line wherein the retention level is high. However, in this class, the risk is adequately covered by excess of loss reinsurance programs to guard against major financial impact.

The Company earns a net commission and other underwriting income of AED 9.3 million (2016: AED 7.5 million). These commissions arise primarily from the reinsurance placements and are a consistent and recurring source of income.

Notes to the financial statements
For the year ended 31 December 2017 (continued)

26. Capital risk management

The Company's objectives when managing capital are:

- to comply with the insurance capital requirements required by U.A.E. Federal Law No. 6 of 2007, on Establishment of Insurance Authority and Organization of its Operations.
- to safeguard the Company's ability to continue as a going concern so that it can continue to provide returns for shareholders and benefits for other stakeholders; and
- to provide an adequate return to shareholders by pricing insurance contracts commensurately with the level of risk.

In U.A.E., Insurance Authority specifies the minimum amount and type of capital that must be held by the Company in addition to its insurance liabilities. The minimum required capital (presented in the table below) must be maintained at all times throughout the year.

The table below summarizes the minimum required capital of the Company and the total capital held.

	2017	2016
	AED	AED
Total capital held	137,500,000	137,500,000
Minimum regulatory capital	100,000,000	100,000,000

The UAE Insurance Authority has issued resolution no. 42 for 2009 setting the minimum subscribed or paid up capital of AED 100 million for establishing insurance firms and AED 250 million for reinsurance firms. The resolution also stipulates that at least 75 percent of the capital of the insurance companies established in the UAE should be owned by UAE or GCC national individuals or corporate bodies.

Further, as per Article (8) of section (2) of financial regulations issued for insurance companies in U.A.E., the Company shall at all times comply with the requirements of solvency margin. As of 31 December 2017, the Company had a solvency deficit and the Company is in the process of complying with the requirements of solvency margin.

26.1 Gearing ratio

The Company reviews the capital structure on a regular basis. As part of this review, the Company considers the cost of capital and the risks associated with capital.

Notes to the financial statements
For the year ended 31 December 2017 (continued)

26. Capital risk management (continued)

26.1 Gearing ratio (continued)

The gearing ratio at the year end was as follows:

	2017 AED	2016 AED
Debt (i)	22,800,390	4,718,461
Bank balances and cash (Note 12)	<u>(30,156,129)</u>	<u>(4,932,627)</u>
Net debt	<u>(7,355,739)</u>	<u>(214,166)</u>
Shareholders' funds (ii)	<u>222,201,389</u>	<u>203,704,593</u>
Net debt to equity ratio	<u>Favorable</u>	<u>Favorable</u>

(i) Debt is defined as bank overdrafts (Note 17).

(ii) Shareholders' funds includes share capital, statutory reserve, voluntary reserve, cumulative changes in fair value of financial investments designated at FVTOCI and retained earnings.

27. Financial instruments

The Company is exposed to a range of financial risks through its financial assets, financial liabilities, reinsurance assets and insurance liabilities. In particular, the key financial risk is that in the long-term its investment proceeds are not sufficient to fund the obligations arising from its insurance and investment contracts. The most important components of this financial risk are interest rate risk, equity price risk, foreign currency risk and credit risk.

27.1 Significant accounting policies

Details of the significant accounting policies and methods adopted, including the criteria for recognition, the basis of measurement and the basis on which income and expenses are recognized, in respect of each class of financial asset, financial liability and equity instrument are disclosed in Note 3 to the financial statements.

**Notes to the financial statements
for the year ended 31 December 2017 (continued)**

27. Financial instruments (continued)

27.2 Categories of financial instruments

	2017 AED	2016 AED
Financial assets		
Financial investments designated at FVTOCI	136,675,278	141,650,335
Financial investments at FVTPL	32,684,234	38,766,369
Statutory deposit	5,000,000	2,500,000
Insurance and other receivables (excluding prepayments)	53,067,407	62,335,735
Deposits with banks	26,500,000	2,500,000
Bank balances and cash	3,656,129	2,432,627
	<hr/>	<hr/>
Total	257,583,048	250,185,066
	<hr/>	<hr/>
Financial liabilities		
Insurance and other payables	33,903,706	44,216,903
Bank overdrafts	22,800,390	4,718,461
	<hr/>	<hr/>
Total	56,704,096	48,935,364
	<hr/>	<hr/>

Management considers that the carrying amounts of financial assets and financial liabilities recognized at amortized cost in the financial statements approximate their fair values.

27.3 Fair value measurements

The fair values of financial assets and financial liabilities are determined as follows:

- The fair values of financial assets and financial liabilities with standard terms and conditions and traded on active liquid markets are determined with reference to quoted market bid prices at the close of the business on the reporting date.
- The fair values of other financial assets and financial liabilities are determined in accordance with generally accepted pricing models based on discounted cash flow analysis using prices from observable current market transactions and dealer quotes for similar instruments.

Notes to the financial statements
For the year ended 31 December 2017 (continued)

27. Financial instruments (continued)

27.3 Fair value measurements (continued)

	Fair value as at		Fair value hierarchy	Valuation techniques and key inputs	Significant unobservable input	Relationship of unobservable inputs to fair value
	31 December 2017 AED	31 December 2016 AED				
Investment designated at FVTOCI						
Quoted equity securities	128,706,857	136,124,363	Level 1	Quoted bid prices in an active market.	None	N/A
Unquoted equity securities	7,968,421	5,525,972	Level 3	Cost/ Net assets valuation method.	Net asset value	Higher the net assets, value of the investees, higher the fair value.
Investment at FVTPL						
Quoted equity Securities	32,684,234	38,766,369	Level 1	Quoted bid prices in an active market.	None	N/A

Movement in unquoted equity securities represents foreign exchange variation and a transfer of a Level 1 investment which got delisted during the year amounting to AED 2.4 million (2016: Nil).

27.4 Market risk

The Company's activities expose it primarily to the financial risks of changes in foreign currency exchange rates and interest rates.

Market risk exposures are measured using sensitivity analysis. There has been no change to the Company's exposure to market risks or the manner in which it manages and measures the risk.

27.5 Foreign currency risk

There are no significant exchange rate risks as substantially all financial assets and financial liabilities are denominated in Arab Emirates Dirhams, other G.C.C. currencies or US Dollars to which the Dirham is fixed.

Notes to the financial statements
For the year ended 31 December 2017 (continued)

27. Financial instruments (continued)

27.6 Credit risk

Credit risk refers to the risk that a counter party will default on its contractual obligations resulting in financial loss to the Company.

Key areas where the Company is exposed to credit risk are:

- reinsurers' share of insurance liabilities;
- amounts due from reinsurers in respect of claims already paid;
- amounts due from insurance contract holders; and
- amounts due from insurance intermediaries;

The Company has adopted a policy of dealing with creditworthy counterparties as a means of mitigating the risk of financial loss from defaults. The Company's exposure and the credit ratings of its counterparties are continuously monitored and the aggregate value of transactions concluded is spread amongst approved counterparties. Credit exposure is controlled by counterparty limits that are reviewed and approved by Management annually.

Reinsurance is used to manage insurance risk. This does not, however, discharge the Company's liability as primary insurer. If a reinsurer fails to pay a claim for any reason, the Company remains liable for the payment to the policyholder. The creditworthiness of reinsurers is considered on an annual basis by reviewing their financial strength prior to finalization of any contract.

The Company maintains records of the payment history for significant contract holders with whom it conducts regular business. The exposure to individual counterparties is also managed by other mechanisms, such as the right of offset where counterparties are both debtors and creditors of the Company. Management information reported to the Company includes details of provisions for impairment on insurance receivables and subsequent write-offs. Exposures to individual policyholders and groups of policyholders are collected within the ongoing monitoring of the controls. Where there exists significant exposure to individual policyholders, or homogenous groups of policyholders, a financial analysis equivalent to that conducted for reinsurers is carried out by the Company.

Insurance receivables consist of a large number of customers, spread across diverse industries and geographical areas. Ongoing credit evaluation is performed on the financial condition of insurance receivable.

At the end of the reporting period, the Company's maximum exposure to credit risk, from insurance receivables situated outside the U.A.E. were as follows:

	2017	2016
	AED	AED
Europe	5,789,645	520,966
Other Arab countries	9,316,451	10,013,443

Notes to the financial statements
For the year ended 31 December 2017 (continued)

27. Financial instruments (continued)

27.6 Credit risk (continued)

The Company has no significant concentration of credit risk, with exposure spread over a large number of counterparties and customers. The Company defines counterparties as having similar characteristics if they are related entities. The credit risk on liquid funds is limited because the counterparties are banks with high credit-ratings assigned by international credit-rating agencies.

The carrying amount of financial assets recorded in the financial statements, which is net of impairment losses, represents the Company's maximum exposure to credit risk.

27.7 Liquidity risk

Ultimate responsibility for liquidity risk management rests with the Board of Directors, which has built an appropriate liquidity risk management framework for the management of the Company's short, medium and long-term funding and liquidity management requirements. The Company manages liquidity risk by maintaining adequate reserves by continuously monitoring forecast and actual cash flows and matching the maturity profiles of financial assets and liabilities.

The table below summarizes the maturity profile of the Company's financial instruments. The contractual maturities of the financial instruments have been determined on the basis of the remaining period at the reporting date to the contractual maturity date. The maturity profile is monitored by management to ensure adequate liquidity is maintained. The maturity profile of the financial assets and financial liabilities at the reporting date based on contractual repayment arrangements was as follows:

	Less than 30 days AED	31-90 days AED	91-180 days AED	181 - 365 days AED	Above 365 days AED	Total AED
31 December 2017						
Financial assets						
Investments designated at FVTOCI	-	-	-	-	136,675,278	136,675,278
Financial investment at FVTPL	32,684,234	-	-	-	-	32,684,234
Statutory deposit	-	-	-	-	5,000,000	5,000,000
Insurance and other receivables	10,875,000	14,350,000	2,604,438	5,000,000	20,237,969	53,067,407
Bank balances and cash – non interest bearing	3,656,129	-	-	-	-	3,656,129
Bank balances and cash – interest bearing	-	-	-	-	26,500,000	26,500,000
	<u>47,215,363</u>	<u>14,350,000</u>	<u>2,604,438</u>	<u>5,000,000</u>	<u>188,413,247</u>	<u>257,583,048</u>
Financial liabilities						
Insurance and other payables	6,340,808	15,000,000	10,000,000	-	2,562,898	33,903,706
Bank overdrafts	-	22,800,390	-	-	-	22,800,390
	<u>6,340,808</u>	<u>37,800,390</u>	<u>10,000,000</u>	<u>-</u>	<u>2,562,898</u>	<u>56,704,096</u>

Notes to the financial statements
For the year ended 31 December 2017 (continued)

27. Financial instruments (continued)

27.7 Liquidity risk (continued)

	Less than 30 days AED	31-90 days AED	91-180 days AED	181 - 365 days AED	Above 365 days AED	Total AED
31 December 2016						
Financial assets						
Investments designated at FVTOCI	-	-	-	-	141,650,335	141,650,335
Financial investment at FVTPL	38,766,369	-	-	-	-	38,766,369
Statutory deposit	-	-	-	-	2,500,000	2,500,000
Insurance and other receivables	12,130,673	8,432,677	14,014,547	15,138,903	12,618,935	62,335,735
Bank balances and cash – non interest bearing	2,432,627	-	-	-	-	2,432,627
Bank balances and cash – interest bearing	-	-	-	-	2,500,000	2,500,000
	<u>53,329,669</u>	<u>8,432,677</u>	<u>14,014,547</u>	<u>15,138,903</u>	<u>159,269,270</u>	<u>250,185,066</u>
Financial liabilities						
Insurance and other payables	6,798,314	6,382,100	14,576,183	11,960,234	4,500,072	44,216,903
Bank overdrafts	4,718,461	-	-	-	-	4,718,461
	<u>11,516,775</u>	<u>6,382,100</u>	<u>14,576,183</u>	<u>11,960,234</u>	<u>4,500,072</u>	<u>48,935,364</u>

27.8 Interest risk

The Company's exposure to interest rate risk relates to its bank deposits and overdrafts. At 31 December 2017, bank deposits carried interest at the range of 2% to 3.5% per annum (2016: 2.0% to 2.2% per annum) and bank overdraft carried interest rate at the range of 5% to 6% per annum (2016: 5% to 6% per annum).

If interest rates had been 50 basis points higher/lower throughout the year and all other variables were held constant, the Company's profit for the year ended 31 December 2017 and equity as at 31 December 2017 would increase/decrease by approximately AED 43,000 (2016: AED 11,000).

The Company's sensitivity to interest rates has not changed significantly from the prior year.

Notes to the financial statements
For the year ended 31 December 2017 (continued)

27. Financial instruments (continued)

27.9 Equity price risk

27.9.1 Sensitivity analysis

At the end of the reporting period, if the equity prices are 10% higher/lower as per the assumptions mentioned below and all the other variables were held constant, the Company's:

- profit for the year would have increased/decreased by AED 3.3 million (2016: AED 3.9 million).
- other comprehensive income/(loss) and equity would have increased/decreased by AED 13.7 million (2016: AED 14.2 million).

27.9.2 Method and assumptions for sensitivity analysis

- The sensitivity analysis has been done based on the exposure to equity price risk at the reporting date.
- At the end of the reporting period, if equity prices are 10% higher/lower on the market value uniformly for all equities while all other variables are held constant, the impact on profit or loss and equity has been shown above.
- A 10% change in equity prices has been used to give a realistic assessment as a plausible event.

28. Segment information

The Company is organised into two segments: Underwriting and investments. Underwriting segment incorporates accident and liabilities insurance, fire insurance, marine insurance and other classes of insurance. Investments segment includes investments inside and outside U.A.E. marketable equity securities, term deposits with banks and investment properties.

These segments are the basis on which the Company reports its primary segment information to the Managing Director.

Insurance premium represents the total income arising from insurance contracts. The Company does not conduct any business outside U.A.E. There are no transactions between the business segments.

Segmental information is presented below:

Notes to the financial statements
For the year ended 31 December 2017 (continued)

28. Segment information (continued)

31 December 2017	Underwriting (AED)				Investments		Total
	Accident and liabilities	Fire	Marine	Others	Total	AED	
Segment revenue – gross	43,094,563	11,100,619	1,353,828	876,524	56,425,534	-	56,425,534
Segment result (net)	7,607,518	2,783,252	623,673	672,673	11,687,116	13,108,805	24,795,921
Unallocated costs – net							(2,353,610)
Profit for the year							22,442,311
Segment assets					121,007,987	251,844,012	372,851,999
Unallocated assets							5,227,834
Total assets							378,079,833
Segment liabilities					152,828,068	-	152,828,068
Unallocated liabilities							4,050,376
Total liabilities							156,878,444

There are no transactions between the business segments.

Notes to the financial statements
For the year ended 31 December 2017 (continued)

28. Segment information (continued)

31 December 2016	Underwriting (AED)				Investments		Total AED
	Accident and liabilities	Fire	Marine	Others	Total	AED	
Segment revenue – gross	50,210,011	12,694,676	2,085,245	1,149,486	66,139,418	-	66,139,418
Segment result (net)	(4,920,524)	1,355,700	1,321,378	452,559	(1,790,887)	33,099,322	31,308,435
Liabilities no longer required written back							4,179,965
Unallocated costs - net							(16,180,093)
Profit for the year							19,308,307
Segment assets					130,721,312	238,646,704	369,368,016
Unallocated assets							3,174,998
Total assets							372,543,014
Segment liabilities					164,729,899	-	164,729,899
Unallocated liabilities							4,108,522
Total liabilities							168,838,421

There are no transactions between the business segments.

Notes to the financial statements
For the year ended 31 December 2017 (continued)

29. Dividend

At the Annual General Meeting held on 21 March 2017, Shareholders approved a cash dividend of AED 9.63 million (AED 7 fils per share) for the year 2016 (2016: AED 6.88 million, AED 5 fils per share for 2015). Shareholders also approved Board of Directors remuneration of AED 500,000 for 2016 (2015: Nil).

The Board of Directors propose that a dividend of AED 7 fils per share amounting to AED 9.63 million for 2017 to be paid to the shareholders in 2018. Further, the Board of Directors propose remuneration of AED 0.45 million (2016: AED 0.5 million) for 2017. These are subject to approval by the shareholders at the Annual General Meeting and have not been included as a liability in these financial statements.

30. Reclassification

The following balances in the statement of income for the prior period have been reclassified to conform to the current period presentation.

	As previously reported at 31 December 2016 AED	Reclassification AED	As reclassified at 31 December 2016 AED
Insurance premium revenue	67,821,179	644,040	68,465,219
Net insurance premium revenue	35,064,963	644,040	35,709,003
Gross claims incurred	(68,907,884)	(644,040)	(69,551,924)
Net claims incurred	(33,112,776)	(644,040)	(33,756,816)

There are no changes to profit for the year 2016 based on above reclassifications.

31. Approval of the financial statements

The financial statements were approved by the Board of Directors and authorized for issue on 5 March 2018.